



# Goliath

## Secondary Drain Pans

TRUE TO THEIR NAME: Goliath Series Secondary Drain Pans are the strongest, most rugged HVAC secondary drain pans on the market today.

Made With Pride in the USA from our own patented blend of advanced polymer DexElar® material, Goliath Series Secondary Drain Pans are engineered with superior one-piece structural strength to produce a nearly indestructible drain pan with rolled edges and no seams.

### HANGABLE

Goliath Series Secondary Drain Pans provide extreme temperature durability (-40°F to 260°F), high tensile strength, crack/split/leak/rust resistance, and are self extinguishing. Each pan is strong enough to hang using only one pair of steel support struts, ensuring a quick-and-easy professional installation. They also feature a network of built-in risers, which are compatible with a wide variety of sizes of HVAC units and eliminate the need to shop around for additional risers or mounting blocks. Some Goliath pans have lower risers when space is restricted. Risers run the length of pan for better strength when hanging. Each pan has specially designed indentations for placement of hanging brackets.

Goliath Series Secondary Drain Pans are compatible with our AG-4200 Condensate Management System water sensor and drain adapter as well as AG-GFR Vibration Isolators to quiet any noisy HVAC unit. (Sold separately)

GOLIATH SERIES							
PRODUCT	PAN SIZE	OUTER (MAX) DIMENSION			INSIDE (DRIP AREA) DIMENSION		
CODE #		"L" LENGTH	"W" WIDTH	"D" DEPTH	"l" length	"w" width	"d" depth
96200	26x56	56.625"	26.5"	2.75"	51.0"	19.5"	2.0"
96202	28x57	57.25"	28.375"	5.25"	51.75"	21.5"	2.0"
96204	28x69	69.125"	28.25"	4.25"	66.5"	26.0"	2.0"
96206	30x50	50.5"	30.25"	4.00"	45.0"	22.75"	2.1"
96208	30x62	63.0"	30.375"	4.25"	56.875"	22.75"	2.1"
96210	30x66	66.50"	30.25"	4.00"	64.00"	22.75"	2.1"










All pans meet or exceed all international building codes and come with a 10 Year Limited Warranty. US Patent 7,900,798

E-14



# DRAIN PAN SELECTION CHART



Secondary Pan Model	Pan Size	External Pan Size			Max Unit Size		Recommended Application
<b>Goliath Series</b>							
	30x50	30.25"	50.50"	4.00"	27.25"	47.50"	<b>Hangable</b> When additional clearance is needed under air handler for drain. <b>General Purpose for both furnace and air handler installation.</b>
	30x62	30.38"	63.00"	4.25"	27.38"	60.00"	
	28x57	28.38"	57.25"	5.25"	25.38"	54.25"	
	28x69	28.25"	69.13"	4.25"	26.00"	66.50"	
	30x66	30.25"	66.50"	4.00"	27.25"	64.00"	
<b>Goliath Low Profile</b>							
	26x56	26.50"	56.63"	2.75"	23.50"	53.63"	<b>Hangable</b> When space is at a minimum in a garage or attic.
<b>Goliath Value Series</b>							
	30x50	30.25"	50.50"	4.00"	27.25"	47.50"	<b>Non-Hangable</b> General Purpose for both furnace and air handler installation.
	30x62	30.38"	63.00"	4.25"	27.38"	60.00"	
	30x66	30.25"	66.50"	4.00"	27.25"	64.00"	
<b>Titan Flexible Series</b>							
	24x24	24.00"	24.00"	2.25"	20.00"	20.50"	<b>Non-Hangable</b> Flexible and durable enough to bend and fit into tight spaces.
	26x26	26.00"	26.00"	2.25"	22.00"	22.50"	
	30x30	30.00"	30.00"	2.25"	26.00"	26.50"	
	32x32	32.00"	32.00"	2.25"	28.00"	28.50"	
<b>Titan Flexible Series</b>							
	30x50	30.25"	50.50"	2.50"	27.25"	47.50"	<b>Hangable</b> Flexible and durable enough to bend and fit into tight spaces.
	30x62	30.38"	63.00"	2.50"	27.38"	60.00"	
<b>Goliath Furnace Series</b>							
	30x36	30.50"	37.50"	3.00"	27.50"	34.50"	<b>Non-Hangable</b> For Vertical, upflow installation of furnace or air handler.
<b>Goliath Furnace Series</b>							
	34x64	34.13"	64.13"	7.50"	31.13"	61.13"	<b>Non-Hangable</b> When greater clearance height is needed to accommodate piping under furnace.
	34x79	33.75"	79.00"	7.50"	30.75"	76.00"	

