

# ReSound LiNX 3D™



LTCIC

## Product Description

Completely-in-the-Canal (CIC) hearing aids are available in 4 power levels: Low (LP), Medium (MP), High (HP) and Ultra (UP).

The ReSound Smart Range C platform enables Surround Sound by ReSound.

The CIC models feature options for Push Button and Volume Control.

The ReSound LiNX 3D CIC hearing aid components and face-plates are iSolate™ nanotech coated for optimum durability.

Model	LT9-CIC*	LT7-CIC**	LT5-CIC***
<b>Device Configurations</b>			
Battery size	10A		
Power levels	LP, MP, HP & UP		
<b>Audiological Features</b>			
WARP compression (WDRC) - number of channels	17	14	12
Environmental Optimizer II	●	-	-
Environmental Optimizer	-	●	-
Noise Tracker II	●	○	○
Expansion	●	○	○
Sound Shaper	●	●	●
DFS Ultra II	●	●	●
-Music Mode	●	●	●
Acceptance Manager	●	●	●
Low Frequency Boost (Only UP)	●	●	○
Amplification Strategy (WDRC/Semi-linear/Linear - Only UP)	●	●	○
Tinnitus Sound Generator	●	●	●
<b>Functional Features</b>			
Smart Start	●	●	●
Phone Now	●	●	●
<b>Fitting Features</b>			
ReSound Smart Fit™ 1.0 or higher	●	●	●
Fully Flexible Programs	4	4	4
Auto DFS	●	●	●
Datalogging (Onboard Analyzer II)	●	●	●
*LT9CIC-UP, LT9CIC-HP, LT9CIC-MP, LT9CIC-LP **LT7CIC-UP, LT7CIC-HP, LT7CIC-MP, LT7CIC-LP ***LT5CIC-UP, LT5CIC-HP, LT5CIC-MP, LT5CIC-LP			

○ Basic

● Advanced

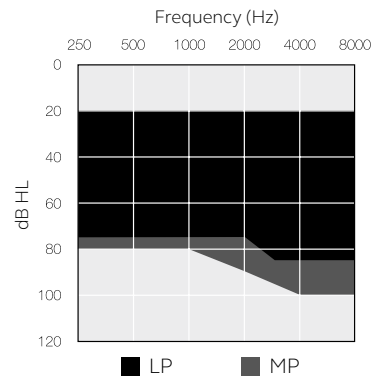
● Ultimate

## Technical Specifications

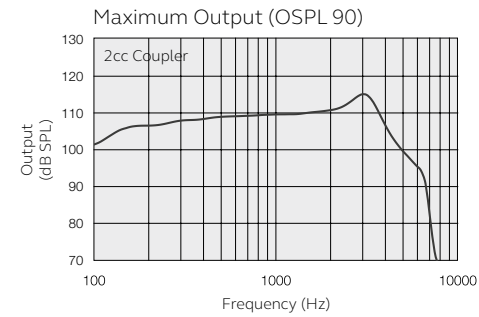
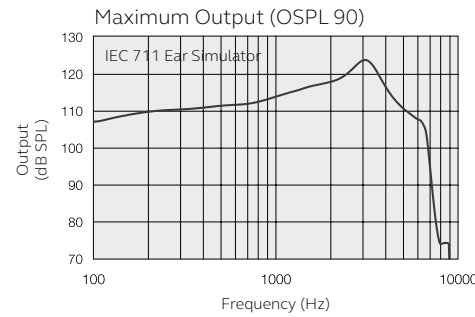
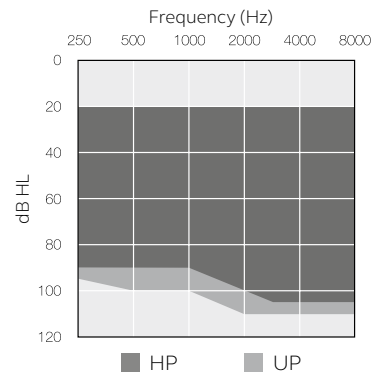
		LTCIC (LP)		
		IEC 60118-0 2nd IEC 711 Ear simulator	IEC 60118-0 3rd IEC 711 ANSI S3.22 2cc coupler	
Reference test gain (60 dB SPL input)	1600 Hz/HFA	33	33	dB
Full-on gain (50 dB SPL input)	Max.	49	40	dB
	1600 Hz/HFA	43	38	
Maximum output (90 dB SPL input)	Max.	124	115	dB SPL
	1600 Hz/HFA	117	110	
Total harmonic distortion	500 Hz	0.4	0.6	%
	800 Hz	0.7	0.6	
	1600 Hz	0.8	1.0	
Telecoil sensitivity (1 mA/m input)	Max.	N/A	N/A	dB SPL
	HFA - SPLIV @ 31.6 mA/m (ANSI)	HFA	N/A	
Full-on telecoil sensitivity @ 1mA/m	1600 Hz/HFA	N/A	N/A	
Equivalent input noise		22	21	dB SPL
Frequency range (DIN 45605/ANSI)		100-7120	100-6960	Hz
Current drain		1.1	1.2	mA

Data in accordance with IEC 60118-0, IEC 60118-7 and ANSI S3.22-2009; supply voltage 1.3 V.

Fitting Range - Closed

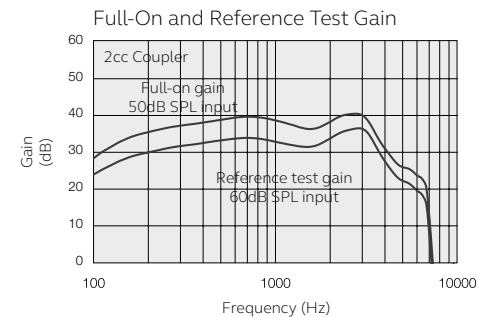
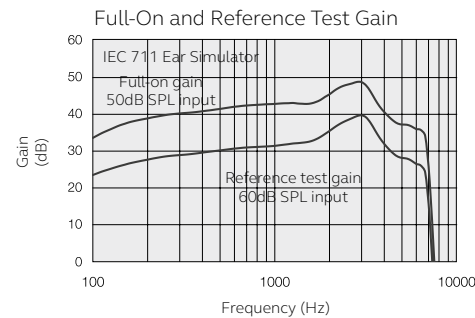


Fitting Range - Closed

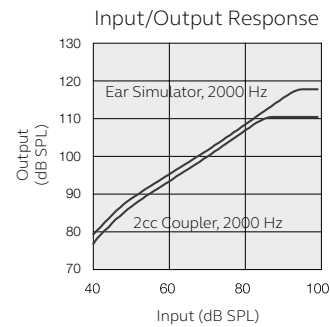


Notes:  
O.E.S. = Occluded Ear Simulator  
2cc = 2 cm<sup>3</sup> coupler  
Pi = Acoustic input signal

Basic settings:  
Full-on Gain, Reference Test Gain  
MPO = Maximum Power Output  
Maximum Band Width



Measured according to IEC60118-0 Edition 3.0 2015-06 at 1.3 V, impedance 6.2 ohms and 23°C on 2cc coupler. Resp. on 2cc according to IEC60118-7 Second edition 2005-10 and ANSI/ASA S3.22-2009 (HFA average calculated at 1000 Hz, 1600 Hz and 2500 Hz; 0 dB SPL sound pressure equals 20µPa). All measurements without DSP features activated unless indicated otherwise  
Measurement on O.E.S according to IEC711 1981 According to IEC60118-0 Edition 2 1983 and amendment 1 1994



Patents pending

All specifications are subject to change without notice

400632011US-17.02-Rev.B

Manufacturer according to FDA:

**ReSound North America**  
8001 Bloomington Freeway  
Bloomington, MN 55420  
1-888-735-4327  
resound.com

**ReSound Government Services**  
8001 Bloomington Freeway  
Bloomington, MN 55420  
1-800-392-9932  
resound.com/veterans

Manufacturer according to Health Canada:

**ReSound Canada**  
303 Supertest Road  
Toronto, Ontario M3J 2M4  
1-888-737-6863  
resound.com

# Technical Specifications

		LTCIC (MP)		
		IEC 60118-0 2nd IEC 711 Ear simulator	IEC 60118-0 3rd IEC 60118-7 ANSI S3.22 2cc coupler	
Reference test gain (60 dB SPL input)	1600 Hz/HFA	40	36	dB
Full-on gain (50 dB SPL input)	Max. 1600 Hz/HFA	59 50	50 45	dB
Maximum output (90 dB SPL input)	Max. 1600 Hz/HFA	127 121	119 113	dB SPL
Total harmonic distortion	500 Hz 800 Hz 1600 Hz	0.5 0.9 1.0	0.7 0.8 0.9	%
Telecoil sensitivity (1 mA/m input)	Max. HFA	N/A	N/A	dB SPL
HFA - SPLIV @ 31.6 mA/m (ANSI)	HFA		N/A	dB SPL
Full-on telecoil sensitivity @ 1mA/m	1600 Hz/HFA	N/A	N/A	dB SPL
Equivalent input noise		24	21	dB SPL
Frequency range (DIN 45605/ANSI)		100-7170	100-7110	Hz
Current drain		1.1	1.3	mA

Data in accordance with IEC60118-0 Edition3.0  
2015-06, IEC60118-7 and ANSI S3.22-2009, supply  
Voltage 1.3V

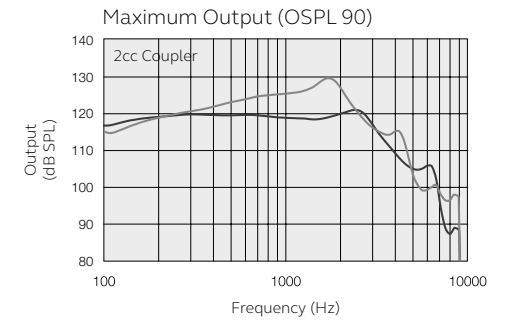
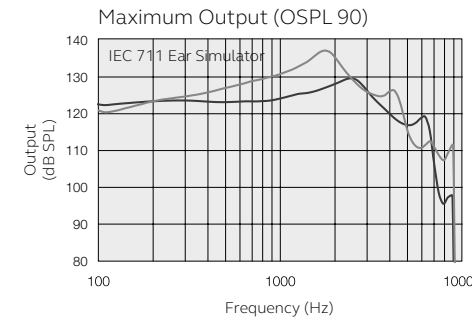
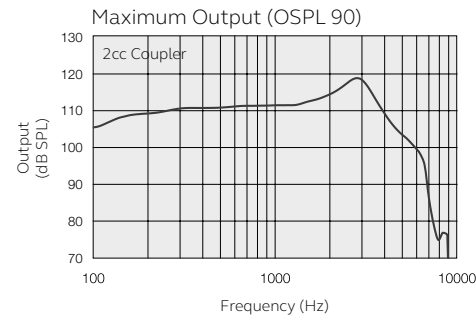
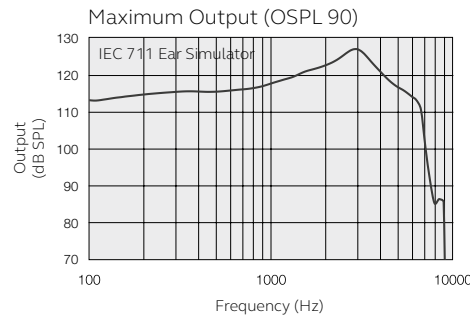
# Technical Specifications

		LTCIC (HP)		LTCIC (UP)		
		IEC 60118-0 2nd IEC 711 Ear simulator	IEC 60118-0 3rd IEC 60118-7 ANSI S3.22 2cc coupler	IEC 60118-0 2nd IEC 711 Ear simulator	IEC 60118-0 3rd IEC 60118-7 ANSI S3.22 2cc coupler	
Reference test gain (60 dB SPL input)	1600 Hz/HFA	47	43	59	49	dB
Full-on gain (50 dB SPL input)	Max. 1600 Hz/HFA	69 59	60 54	79 70	70 63	dB
Maximum output (90 dB SPL input)	Max. 1600 Hz/HFA	130 126	121 120	137 136	130 125	dB SPL
Total harmonic distortion	500 Hz 800 Hz 1600 Hz	0.6 1.3 0.8	0.4 0.7 0.5	0.5 1.4 0.4	0.5 1.0 0.2	%
Telecoil sensitivity (1 mA/m input)	Max. HFA	N/A	N/A	N/A	N/A	dB SPL
HFA - SPLIV @ 31.6 mA/m (ANSI)	HFA		N/A	N/A	N/A	dB SPL
Full-on telecoil sensitivity @ 1mA/m	1600 Hz/HFA	N/A	N/A	N/A	N/A	dB SPL
Equivalent input noise		22	20	24	20	dB SPL
Frequency range (DIN 45605/ANSI)		100-6930	100-6770	140-4720	100-4700	Hz
Current drain		1.2	1.2	1.1	1.1	mA

Data in accordance with IEC60118-0 Edition3.0  
2015-06, IEC60118-7 and ANSI S3.22-2009, supply  
Voltage 1.3V

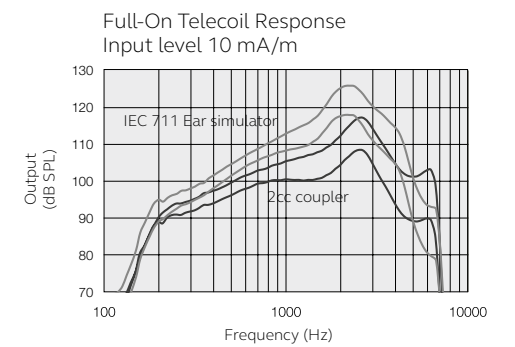
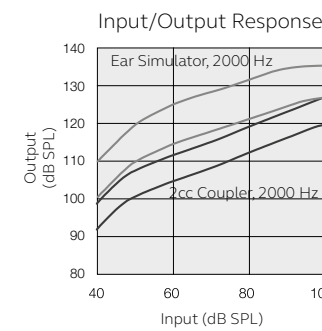
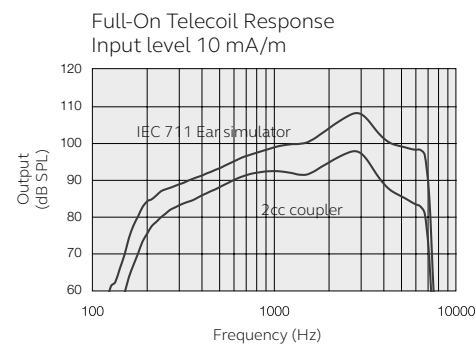
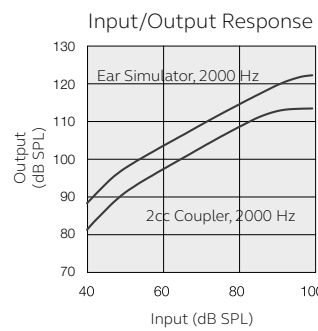
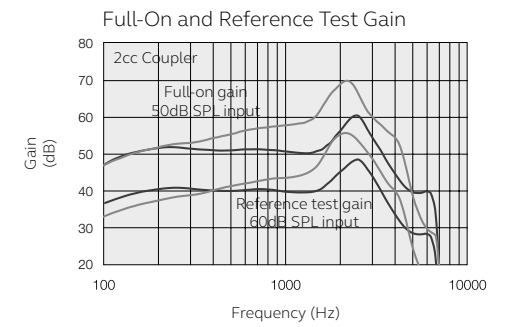
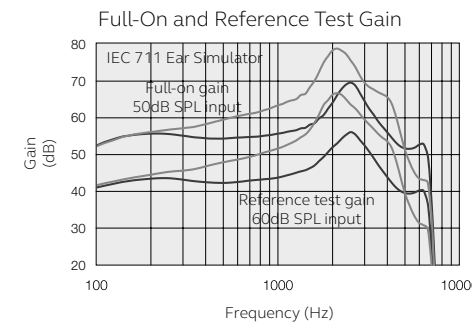
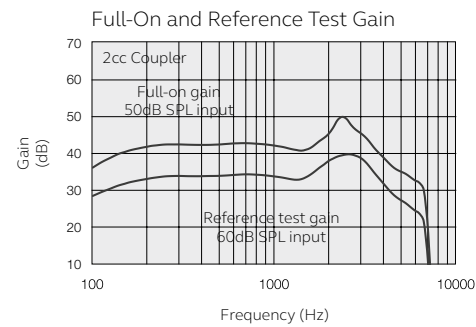
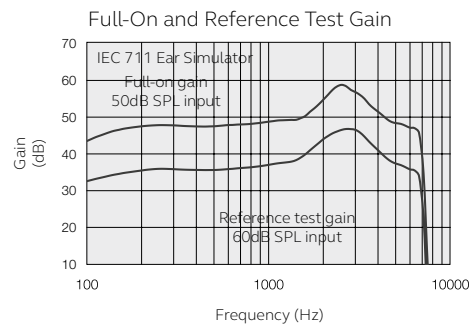
Patents pending

All specifications are subject to change without notice



Patents pending

All specifications are subject to change without notice



HP ■  
UP ■