

ReSound LiNX 3D™



LTMiH

Product Description

Microphone-in-Helix (MIH) hearing aids are available in 4 power levels: Low (LP) Medium (MP), High (HP) and Ultra (UP).

The ReSound Smart Range C platform enables Surround Sound by ReSound.

This 5th generation, 2.4 GHz wireless product utilizes the Smart Range C platform for secure cloud connectivity, bringing an entirely new level to the relationship between hearing care professionals and their patients, called ReSound Assist. These Made for iPhone hearing aids also feature ear-to-ear communication along with a direct connection to the ReSound Smart 3D app.

ReSound LiNX 3D also supports the full line of ReSound wireless accessories.

The MIH model featured options for wireless vs non-wireless functionality, Push Button, Volume Control, and Telecoil (Telecoil not available for LP models).

The ReSound LiNX 3D MIH hearing aid components and faceplates are iSolate nanotech™ coated for optimum durability.

Model	LT9-MIH*	LT7-MIH**	LT5-MIH***
Device Configurations			
Battery size	312 & 13		
Power levels	LP, MP, HP & UP		
Audiological Features			
WARP compression (WDRC) - number of channels	17	14	12
Binaural Environmental Optimizer II	●	-	-
Environmental Optimizer	-	●	-
Noise Tracker II	●	○	○
Expansion	●	○	○
Sound Shaper	●	●	●
DFS Ultra II	●	●	●
-Music Mode	●	●	●
Synchronized Acceptance Manager	●	●	●
Low Frequency Boost (Only UP)	●	●	○
Amplification Strategy (WDRC/Semi-linear/Linear - Only UP)	●	●	○
Tinnitus Sound Generator	●	●	●
Functional Features			
Synchronized Push Button****	●	●	●
Synchronized Volume Control	●	●	●
Smart Start	●	●	●
Phone Now	●	●	●
Comfort Phone	●	●	●
Ear to Ear Communication	●	●	●
Direct audio streaming (Made for iPhone)	●	●	●
ReSound TV Streamer 2, Remote Control 2, Phone Clip+, Micro Mic and Multi Mic	●	●	●
ReSound Control™ app (Phone Clip+ is required)	●	●	●
ReSound Smart 3D™ app	●	●	●
ReSound Assist			
Remote Fine Tuning	●	●	●
Remote Hearing Aid Updates	●	●	●
Fitting Features			
ReSound Smart Fit™ 1.0 or higher	●	●	●
Fully Flexible Programs	4	4	4
Auto DFS	●	●	●
Datalogging (Onboard Analyzer II)	●	●	●
Wireless Fitting with Airlink™2/Noahlink Wireless	●	●	●
*LT9MIH-W-UP, LT9MIH-W-HP, LT9MIH-W-MP, LT9MIH-W-LP, LT9MIH-UP, LT9MIH-HP, LT9MIH-MP, LT9MIH-LP			
**LT7MIH-W-UP, LT7MIH-W-HP, LT7MIH-W-MP, LT7MIH-W-LP, LT7MIH-UP, LT7MIH-HP, LT7MIH-MP, LT7MIH-LP			
***LT5MIH-W-UP, LT5MIH-W-HP, LT5MIH-W-MP, LT5MIH-W-LP, LT5MIH-UP, LT5MIH-HP, LT5MIH-MP, LT5MIH-LP			
**** Also including functionality for synchronized Push Button Volume Control			

○ Basic

○ Advanced

● Ultimate

Patents pending

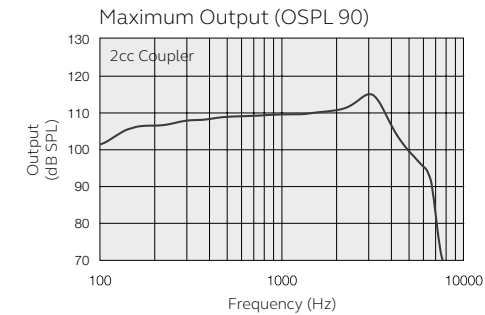
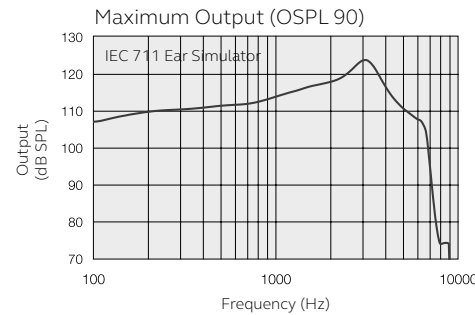
All specifications are subject to change without notice

400631011US-2010-RevC

Technical Specifications

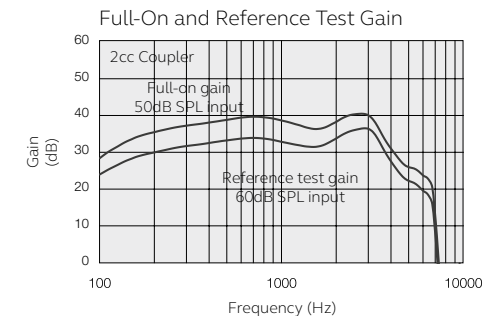
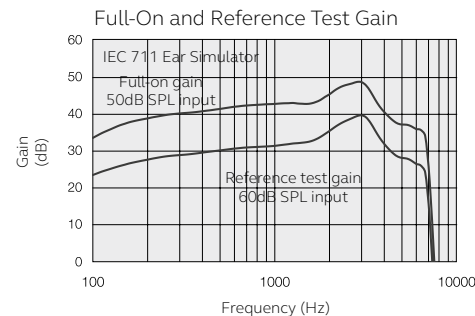
		LTMiH (LP)		
		IEC 60118-0 2nd IEC 711 Ear simulator	IEC 60118-3rd IEC 60118-7 ANSI S3.22 2cc coupler	
Reference test gain (60 dB SPL input)	1600 Hz/HFA	33	33	dB
Full-on gain (50 dB SPL input)	Max.	49	40	dB
	1600 Hz/HFA	43	38	
Maximum output (90 dB SPL input)	Max.	124	115	dB SPL
	1600 Hz/HFA	117	110	
Total harmonic distortion	500 Hz	0.4	0.6	%
	800 Hz	0.7	0.6	
	1600 Hz	0.8	1.0	
Telecoil sensitivity (1 mA/m input)	Max.	N/A	N/A	dB SPL
	HFA	N/A	N/A	
Full-on telecoil sensitivity @ 1mA/m	Max.	N/A	N/A	dB SPL
	1600 Hz/HFA	N/A	N/A	
Equivalent input noise		22	21	dB SPL
Frequency range (DIN 45605/ANSI)		100-7120	100-6960	Hz
Current drain		1.1	1.3	mA

Data in accordance with IEC60118-0 Edition3.0 2015-06, IEC60118-7 and ANSI S3.22-2009, supply Voltage 1.3V

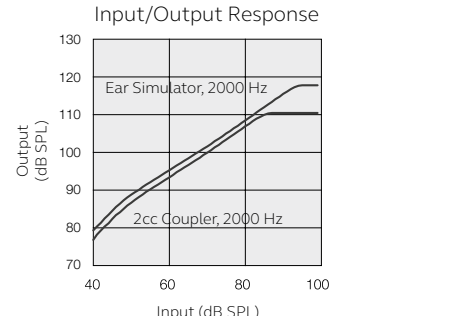


Notes:
O.E.S. = Occluded Ear Simulator
2cc = 2 cm³ coupler
Pi = Acoustic input signal

Basic settings:
Full-on Gain, Reference Test Gain
MPO = Maximum Power Output
Maximum Band Width



Measured according to IEC60118-0 Edition3.0 2015-06 at 1.3 V, impedance 6.2 ohms and 23°C on 2cc coupler. Resp. on 2cc according to IEC60118-7 Second edition 2005-10 and ANSI/ASA S3.22-2009 (HFA average calculated at 1000 Hz, 1600 Hz and 2500 Hz; 0 dB SPL sound pressure equals 20µPa). All measurements without DSP features activated unless indicated otherwise
Measurement on O.E.S according to IEC711 1981-0 Edition 2 1983 and amendment 1 1994



Manufacturer according to FDA:

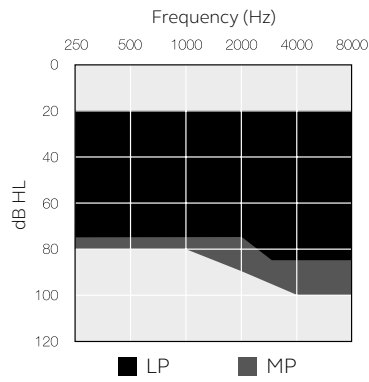
ReSound North America
8001 Bloomington Freeway
Bloomington, MN 55420
1-888-735-4327
resound.com

ReSound Government Services
8001 Bloomington Freeway
Bloomington, MN 55420
1-800-392-9932
resound.com/veterans

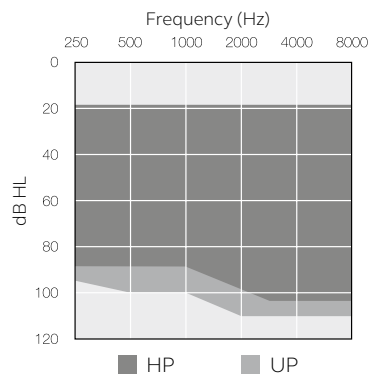
Manufacturer according to Health Canada:

ReSound Canada
2 East Beaver Creek Road, Building 3
Richmond Hill, ON L4B 2N3
Canada
1-888-737-6863
resound.com

Fitting Range - Closed



Fitting Range - Closed



ReSound LiNX 3D is compatible with iPhone 7 Plus, iPhone 7, iPhone 6s Plus, iPhone 6s, iPhone 6 Plus, iPhone 6, iPhone SE, iPhone 5s, iPhone 5c, iPhone 5, iPad Pro (12.9-inch), iPad Pro (9.7-inch), iPad Air 2, iPad Air, iPad mini 4, iPad mini 3, iPad mini 2, iPad mini, iPad (4th generation), iPod touch (6th generation) and iPod touch (5th generation) using iOS 8.X or later. Apple, the Apple logo, iPhone, iPad Pro, iPad Air, iPad mini, iPad and iPod touch are trademarks of Apple Inc., registered in the U.S. and other countries. Android is a trademark of Google Inc.



Technical Specifications

		LTM1H (MP)		
		IEC 60118-0 2nd IEC 711 Ear simulator	IEC 60118-0 3rd IEC 60118-7 ANSI S3.22 2cc coupler	
Reference test gain (60 dB SPL input)	1600 Hz/HFA	40	36	dB
Full-on gain (50 dB SPL input)	Max. 1600 Hz/HFA	59 50	50 45	dB
Maximum output (90 dB SPL input)	Max. 1600 Hz/HFA	127 121	119 113	dB SPL
Total harmonic distortion	500 Hz 800 Hz 1600 Hz	0.5 0.9 1.0	0.7 0.8 0.9	%
Telecoil sensitivity (1 mA/m input)	Max.	88		
HFA - SPLIV @ 31.6 mA/m (ANSI)	HFA		96	dB SPL
Full-on telecoil sensitivity @ 1mA/m	1600 Hz/HFA	81	74	
Equivalent input noise		24	21	dB SPL
Frequency range (DIN 45605/ANSI)		100-7170	100-7110	Hz
Current drain		1.1	1.3	mA

Data in accordance with IEC60118-0 Edition 3.0
2015-06, IEC60118-7 and ANSI S3.22-2009, supply
Voltage 1.3V

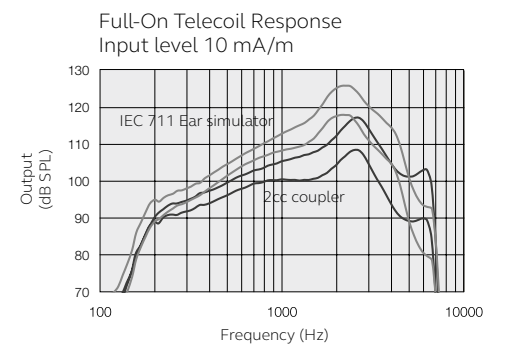
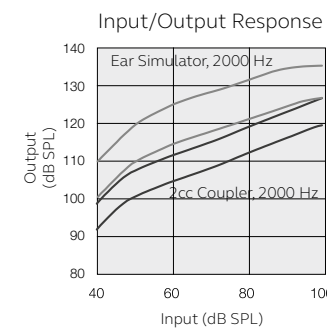
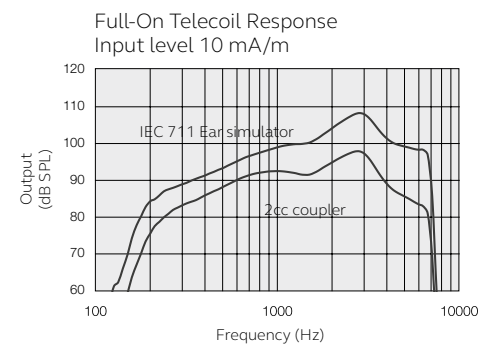
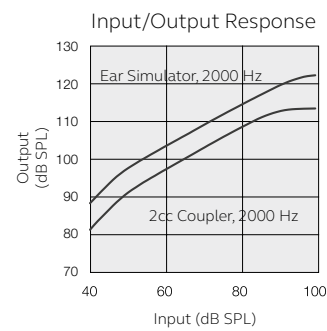
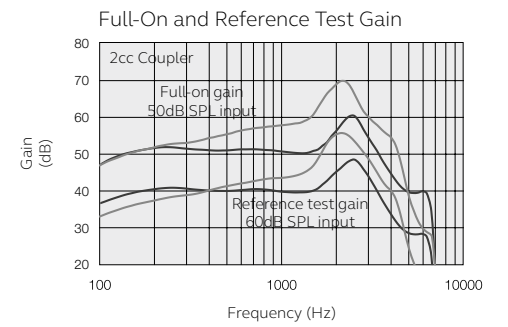
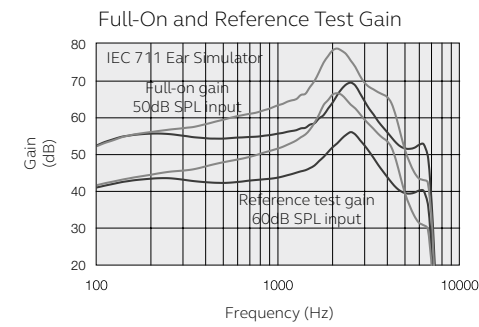
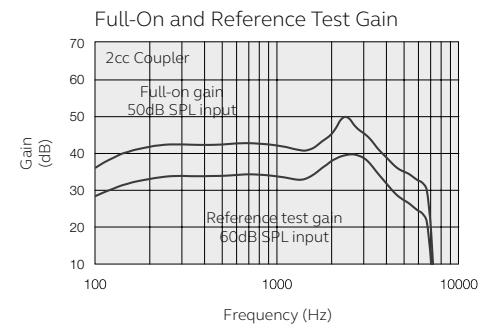
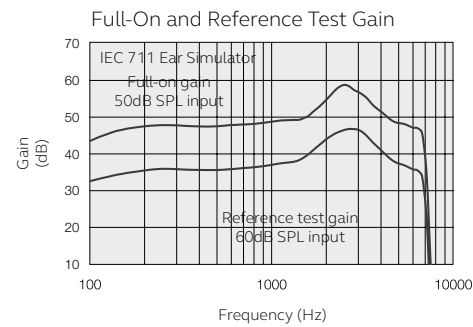
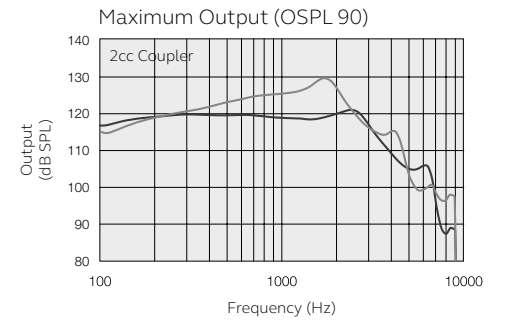
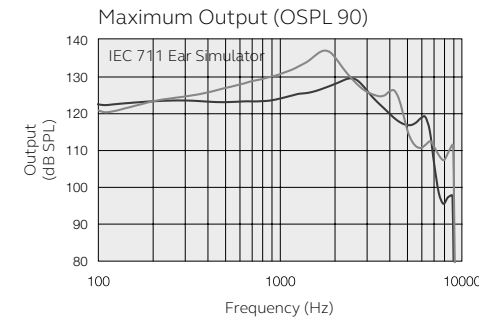
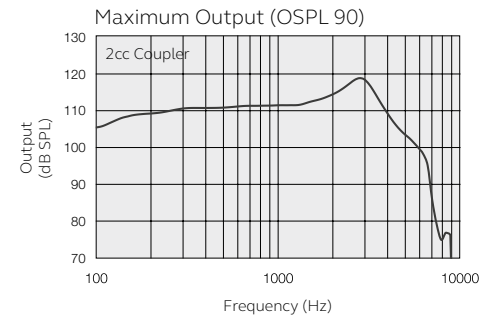
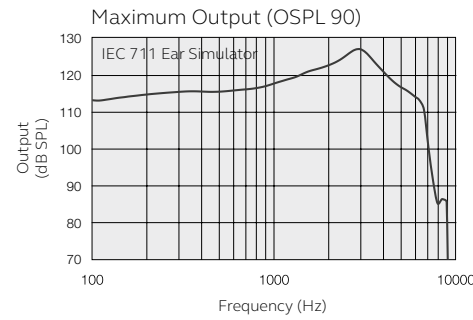
Technical Specifications

		LTM1H (HP)		LTM1H (UP)		
		IEC 60118-0 2nd IEC 711 Ear simulator	IEC 60118-0 3rd IEC 60118-7 ANSI S3.22 2cc coupler	IEC 60118-0 2nd IEC 711 Ear simulator	IEC 60118-0 3rd IEC 60118-7 ANSI S3.22 2cc coupler	
Reference test gain (60 dB SPL input)	1600 Hz/HFA	47	43	59	49	dB
Full-on gain (50 dB SPL input)	Max. 1600 Hz/HFA	69 59	60 54	79 70	70 63	dB
Maximum output (90 dB SPL input)	Max. 1600 Hz/HFA	130 126	121 120	137 136	130 125	dB SPL
Total harmonic distortion	500 Hz 800 Hz 1600 Hz	0.6 1.3 0.8	0.4 0.7 0.5	0.5 1.4 0.4	0.5 1.0 0.2	%
Telecoil sensitivity (1 mA/m input)	Max.	98		106		
HFA - SPLIV @ 31.6 mA/m (ANSI)	HFA		103		109	dB SPL
Full-on telecoil sensitivity @ 1mA/m	1600 Hz/HFA	88	83	99	93	
Equivalent input noise		22	20	24	20	dB SPL
Frequency range (DIN 45605/ANSI)		100-6930	100-6770	140-4720	100-4700	Hz
Current drain		1.2	1.3	1.1	1.2	mA

Data in accordance with IEC60118-0 Edition 3.0
2015-06, IEC60118-7 and ANSI S3.22-2009, supply
Voltage 1.3V

Patents pending

All specifications are subject to change without notice



HP ■
UP ■