

# ReSound LiNX 3D™



## Product Description

Model 67 Mini Behind-the-Ear (BTE) hearing aids support closed and open configurations.

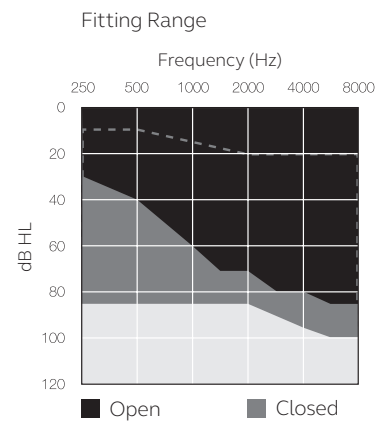
The ReSound Smart Range C platform enables Surround Sound by ReSound.

This 5th generation, 2.4 GHz wireless product utilizes the Smart Range C platform for secure cloud connectivity, bringing an entirely new level to the relationship between hearing care professionals and their clients, called ReSound Assist. These Made for iPhone hearing aids also feature ear-to-ear communication along with a direct connection to the ReSound Smart 3D app.

ReSound LiNX 3D also supports the full line of ReSound wireless accessories.

The 67 BTE model comes standard with Push Button and Telecoil.

The ReSound LiNX 3D BTE hearing aids are iSolate™ nanotech coated for optimum durability and meet the IP58 classification for ingress protection.



Model	LT967-DW LT967-DWT	LT767-DW LT767-DWT	LT567-DW LT567-DWT
<b>Device Configurations</b>			
Battery size	312		
Colors available	14		
<b>Audiological Features</b>			
WARP compression (WDRC) - number of channels	17	14	12
Binaural Directionality III	●	-	-
Spatial Sense	●	-	-
Binaural Directionality	-	●	-
Natural Directionality II	●	●	●
Directional Mix Processor	●	●	●
-Adjustable directional mix	●	-	-
Synchronized Soft Switching	●	●	-
Soft Switching	-	-	●
Autoscope Adaptive Directionality	●	-	-
Multiscope Adaptive Directionality	-	●	-
Adaptive Directionality	-	-	●
Binaural Environmental Optimizer II	●	-	-
Environmental Optimizer	-	●	-
Noise Tracker II	●	○	○
Expansion	●	○	○
Wind Guard	●	○	○
Sound Shaper	●	●	●
DFS Ultra II	●	●	●
-Music Mode	●	●	●
Synchronized Acceptance Manager	●	●	●
Tinnitus Sound Generator	●	●	●
<b>Functional Features</b>			
Synchronized Push Button*	●	●	●
Smart Start	●	●	●
Phone Now	●	●	●
Comfort Phone	●	●	●
Ear to Ear Communication	●	●	●
Direct audio streaming (Made for iPhone)	●	●	●
ReSound TV Streamer 2, Remote Control 2, Phone Clip+, Micro Mic and Multi Mic	●	●	●
ReSound Control™ app (Phone Clip+ is required)	●	●	●
ReSound Smart 3D™ app	●	●	●
<b>ReSound Assist</b>			
Remote Fine Tuning	●	●	●
Remote Firmware Updates	●	●	●
<b>Fitting Features</b>			
Fitting Software Smart Fit™ 1.0 or higher	●	●	●
Fully Flexible Programs	4	4	4
Auto DFS	●	●	●
Onboard Analyzer II	●	●	●
Wireless Fitting with Airlink™2/ Noahlink Wireless	●	●	●
* Also including functionality for sychronized Push Button Volume Control			

○ Basic

● Advanced

● Ultimate



ReSound LiNX 3D is compatible with iPhone 7 Plus, iPhone 7, iPhone 6s Plus, iPhone 6s, iPhone 6 Plus, iPhone 6, iPhone SE, iPhone 5s, iPhone 5c, iPhone 5, iPad Pro (12.9-inch), iPad Pro (9.7-inch), iPad Air 2, iPad Air, iPad mini 4, iPad mini 3, iPad mini 2, iPad mini, iPad (4th generation), iPod touch (6th generation) and iPod touch (5th generation) using iOS 8.X or later. Apple, the Apple logo, iPhone, iPad Pro, iPad Air, iPad mini, iPad and iPod touch are trademarks of Apple Inc., registered in the U.S. and other countries. Android is a trademark of Google Inc. .



400636000GB-1709-Rev.D

ReSound A/S  
Lautrupbjerg 7  
DK-2750 Ballerup,  
Denmark  
Tel.: +45 45 75 11 11  
resound.com

United Kingdom  
GN ReSound Ltd.  
Kirtlington Business Centre  
Portway  
Kirtlington  
Oxon OX5 3JA  
Tel.: +44 1869 352 800  
resound.com

Australia  
GN ReSound Pty. Ltd.  
Unit R1 Regent Park Estate  
391 Park Road  
Regent Park NSW 2143  
Tel.: 02 9743 9707  
Free call number: 1800 658 955  
resound.com

New Zealand  
GN ReSound (NZ) Ltd.  
Ground Floor, North Entrance  
4 Fred Thomas Drive  
Takapuna  
Auckland, 0622  
Tel.: (free) 0800 900 126  
resound.com

Singapore  
GN Hearing Pte. Ltd.  
2 Kallang Avenue  
#07-19 CT HUB  
Singapore - 339407  
Tel: +65 6320 9388  
resound.com



# Technical Specifications

## LT67-DWT

		IEC 60118-0 2nd IEC 711 Ear simulator	IEC 60118-0 3rd IEC 60118-7 ANSI S3.22 2cc coupler	
Reference test gain (60 dB SPL input)	1600 Hz/HFA	40	38	dB
Full-on gain (50 dB SPL input)	Max. 1600 Hz/HFA	59 51	52 47	dB
Maximum output (90 dB SPL input)	Max. 1600 Hz/HFA	125 116	122 114	dB SPL
Total harmonic distortion	500 Hz 800 Hz 1600 Hz	0,5 0,3 0,9	0,4 0,2 0,6	%
Telecoil sensitivity (1 mA/m input)	Max.	90	-	dB SPL
HFA - SPLIV @ 31.6 mA/m (ANSI)	HFA	-	100	
Full-on telecoil sensitivity @ 1mA/m	1600 Hz/HFA	83	79	
Equivalent input noise		26	21	dB SPL
Frequency range (DIN 45605/ANSI)		100-7190	100-6980	Hz
Current drain		1.3	1.2	mA

Data in accordance with IEC60118-0 Edition3.0 2015-06, IEC60118-7 and ANSI S3.22-2009, supply Voltage 1.3V

# Technical Specifications

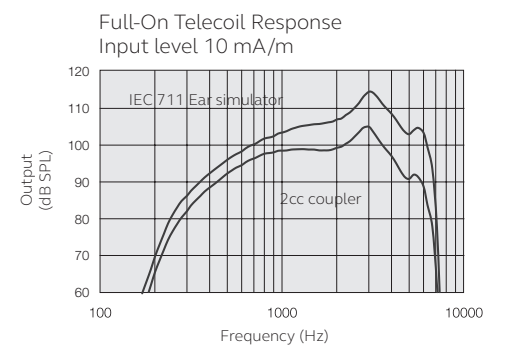
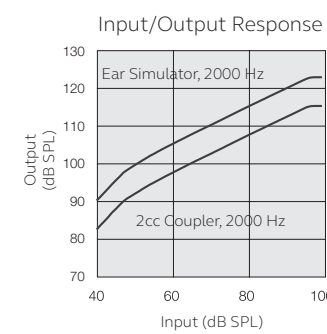
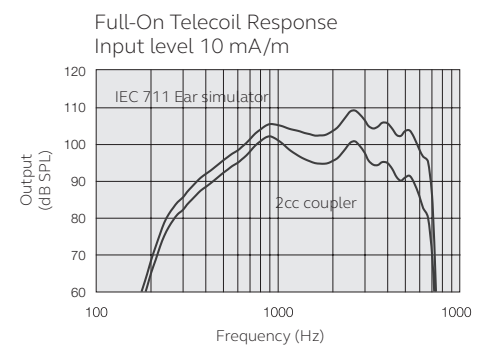
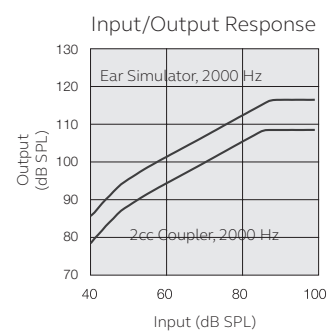
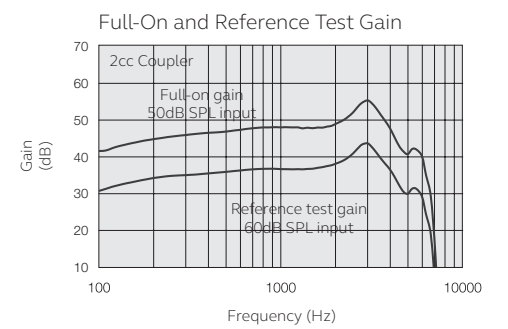
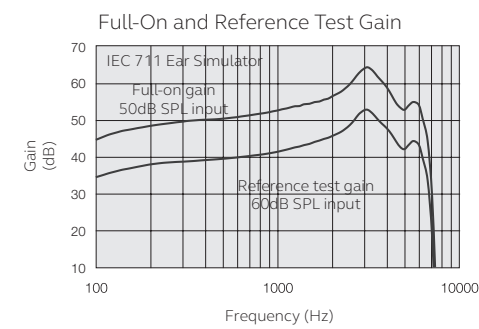
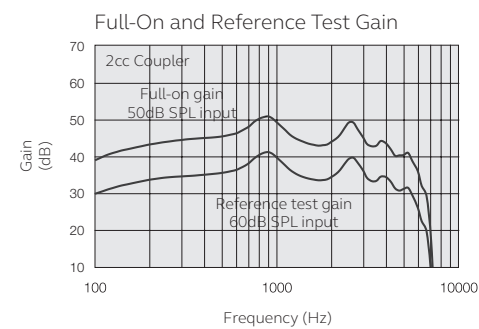
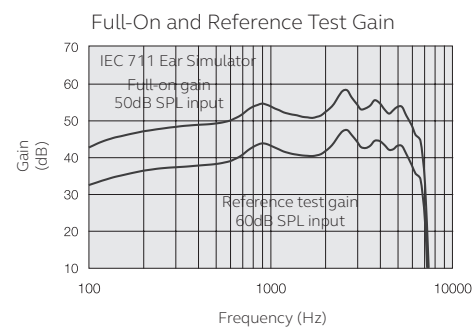
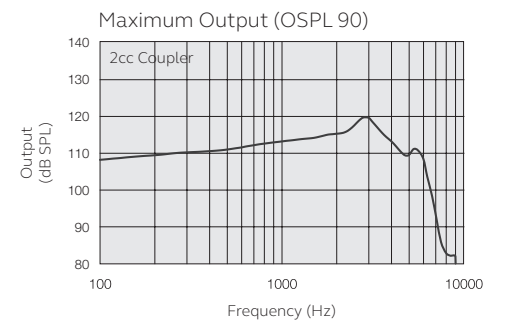
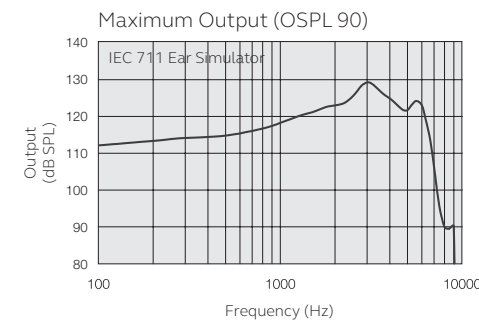
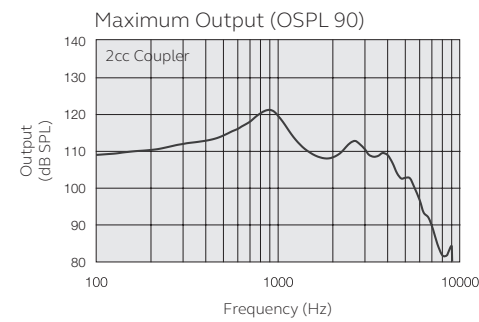
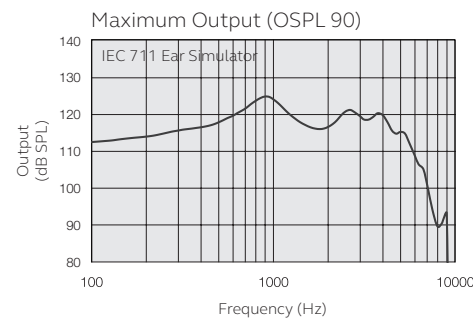
## LT67-DW

		IEC 60118-0 2nd IEC 711 Ear simulator	IEC 60118-0 3rd IEC 60118-7 ANSI S3.22 2cc coupler	
Reference test gain (60 dB SPL input)	1600 Hz/HFA	44	38	dB
Full-on gain (50 dB SPL input)	Max. 1600 Hz/HFA	65 55	56 49	dB
Maximum output (90 dB SPL input)	Max. 1600 Hz/HFA	130 122	120 115	dB SPL
Total harmonic distortion	500 Hz 800 Hz 1600 Hz	0,8 0,7 0,7	0,5 0,5 1,0	%
Telecoil sensitivity (1 mA/m input)	Max.	95	-	dB SPL
HFA - SPLIV @ 31.6 mA/m (ANSI)	HFA	-	99	
Full-on telecoil sensitivity @ 1mA/m	1600 Hz/HFA	86	80	
Equivalent input noise		26	23	dB SPL
Frequency range (DIN 45605/ANSI)		100-7000	100-6800	Hz
Current drain		1.2	1.3	mA

Data in accordance with IEC60118-0 Edition3.0 2015-06, IEC60118-7 and ANSI S3.22-2009, supply Voltage 1.3V

Patents pending

All specifications are subject to change without notice



Patents pending

All specifications are subject to change without notice

Notes:  
O.E.S. = Occluded Ear Simulator  
2cc = 2 cm<sup>3</sup> coupler  
Pi = Acoustic input signal

Basic settings:  
Full-on Gain, Reference Test Gain  
MPO = Maximum Power Output  
Maximum Band Width

Measured according to IEC60118-0 Edition3.0 2015-06 at 1.3 V, impedance 6.2 ohms and 23°C on 2cc coupler. Resp. on 2cc according to IEC60118-7 Second edition 2005-10 and ANSI/ASA S3.22-2009 (HFA average calculated at 1000 Hz, 1600 Hz and 2500 Hz; 0 dB SPL sound pressure equals 20µPa). All measurements without DSP features activated unless indicated otherwise Measurement on O.E.S according to IEC711 1981 According to IEC60118-0 Edition 2 1983 and amendment 1 1994 .