

ReSound LiNX 3D™

Product Description

Completely-in-the-Canal (CIC) hearing aids are available in 4 power levels: Low (LP), Medium (MP), High (HP) and Ultra (UP).

The ReSound Smart Range C platform enables Surround Sound by ReSound.

The CIC models feature options for Push Button and Volume Control.

The ReSound LiNX 3D CIC hearing aid components and face-plates are iSolate™ nanotech coated for optimum durability.



LTCIC

Model	LT9-CIC*	LT7-CIC**	LT5-CIC***
Device Configurations			
Battery size	10A		
Power levels	LP, MP, HP & UP		
Colors available	5		
Audiological Features			
WARP compression (WDRC) - number of channels	17	14	12
Environmental Optimizer II	●	-	-
Environmental Optimizer	-	●	-
Noise Tracker II	●	⊙	○
Expansion	●	⊙	○
Sound Shaper	●	●	●
DFS Ultra II	●	●	●
-Music Mode	●	●	●
Acceptance Manager	●	●	●
Low Frequency Boost (Only UP)	●	●	○
Amplification Strategy (WDRC/Semi-linear/Linear - Only UP)	●	●	⊙
Tinnitus Sound Generator	●	●	●
Functional Features			
Smart Start	●	●	●
Phone Now	●	●	●
Fitting Features			
Fitting Software Smart Fit™ 1.0 or higher	●	●	●
Fully Flexible Programs	4	4	4
Auto DFS	●	●	●
Onboard Analyzer II	●	●	●

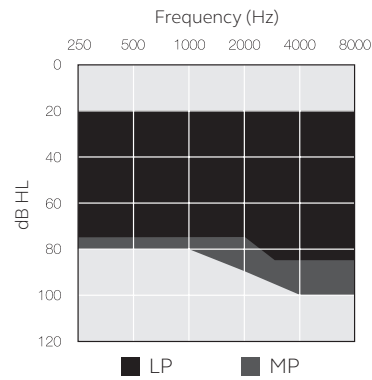
*LT9CIC-UP, LT9CIC-HP, LT9CIC-MP, LT9CIC-LP
 **LT7CIC-UP, LT7CIC-HP, LT7CIC-MP, LT7CIC-LP
 ***LT5CIC-UP, LT5CIC-HP, LT5CIC-MP, LT5CIC-LP

○ Basic

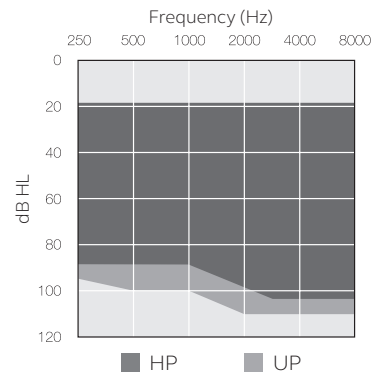
⊙ Advanced

● Ultimate

Fitting Range - Closed



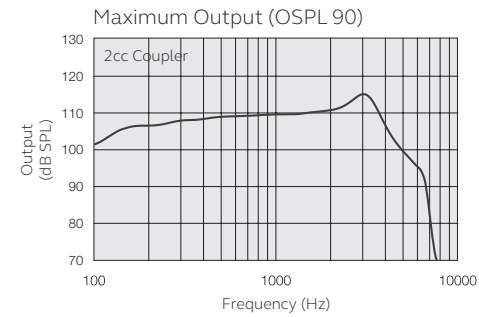
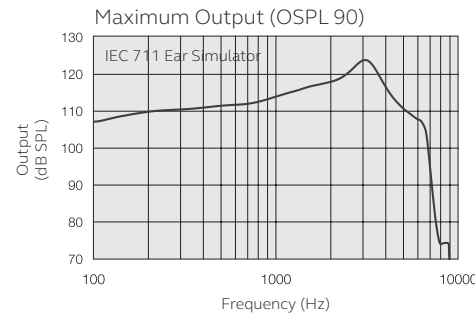
Fitting Range - Closed



Technical Specifications

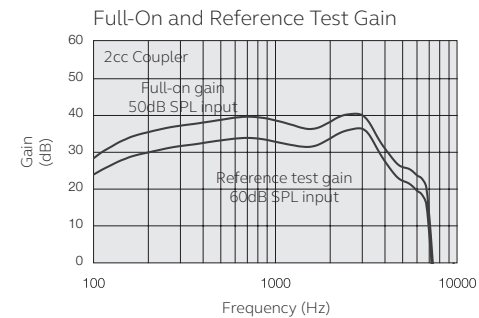
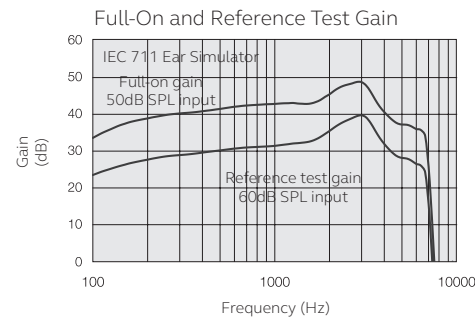
		LTCIC (LP)		
		IEC 60118-0 2nd IEC 711 Ear simulator	IEC 60118-0 3rd IEC 60118-7 ANSI S3.22 2cc coupler	
Reference test gain (60 dB SPL input)	1600 Hz/HFA	33	33	dB
Full-on gain (50 dB SPL input)	Max. 1600 Hz/HFA	49 43	40 38	dB
Maximum output (90 dB SPL input)	Max. 1600 Hz/HFA	124 117	115 110	dB SPL
Total harmonic distortion	500 Hz 800 Hz 1600 Hz	0.4 0.7 0.8	0.6 0.6 1.0	%
Telecoil sensitivity (1 mA/m input)	Max. HFA	N/A	N/A	dB SPL
HFA - SPLIV @ 31.6 mA/m (ANSI)	1600 Hz/HFA	N/A	N/A	
Full-on telecoil sensitivity @ 1mA/m				
Equivalent input noise		22	21	dB SPL
Frequency range (DIN 45605/ANSI)		100-7120	100-6960	Hz
Current drain		1.1	1.2	mA

Data in accordance with IEC 60118-0, IEC 60118-7 and ANSI S3.22-2009; supply voltage 1.3 V.



Notes:
 O.E.S. = Occluded Ear Simulator
 2cc = 2 cm³ coupler
 Pi = Acoustic input signal

Basic settings:
 Full-on Gain, Reference Test Gain
 MPO = Maximum Power Output
 Maximum Band Width

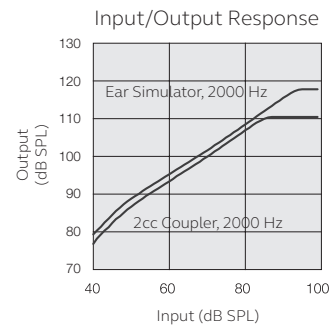


Measured according to IEC60118-0 Edition 3.0 2015-06 at 1.3 V, impedance 6.2 ohms and 23°C on 2cc coupler. Resp. on 2cc according to IEC60118-7 Second edition 2005-10 and ANSI/ASA S3.22-2009 (HFA average calculated at 1000 Hz, 1600 Hz and 2500 Hz; 0 dB SPL sound pressure equals 20µPa). All measurements without DSP features activated unless indicated otherwise
 Measurement on O.E.S according to IEC711 1981 According to IEC60118-0 Edition 2 1983 and amendment 1 1994

Patents pending

All specifications are subject to change without notice

400632000GB-1709-Rev.E



ReSound A/S
 Lautrupbjerg 7
 DK-2750 Ballerup, Denmark
 Tel.: +45 45 75 11 11
 resound.com

United Kingdom
 GN ReSound Ltd.
 Kirtlington Business Centre
 Portway
 Kirtlington
 Oxon OX5 3JA
 Tel.: +44 1869 352 800
 resound.com

Australia
 GN ReSound Pty. Ltd.
 Unit R1 Regent Park Estate
 391 Park Road
 Regent Park NSW 2143
 Tel.: 02 9743 9707
 Free call number: 1800 658 955
 resound.com

New Zealand
 GN ReSound (NZ) Ltd.
 Ground Floor, North Entrance
 4 Fred Thomas Drive
 Takapuna
 Auckland, 0622
 Tel.: (free) 0800 900 126
 resound.com



Technical Specifications

		LTCIC (MP)		
		IEC 60118-0 2nd IEC 711 Ear simulator	IEC 60118-0 3rd IEC 60118-7 ANSI S3.22 2cc coupler	
Reference test gain (60 dB SPL input)	1600 Hz/HFA	40	36	dB
Full-on gain (50 dB SPL input)	Max.	59	50	dB
	1600 Hz/HFA	50	45	
Maximum output (90 dB SPL input)	Max.	127	119	dB SPL
	1600 Hz/HFA	121	113	
Total harmonic distortion	500 Hz	0.5	0.7	%
	800 Hz	0.9	0.8	
	1600 Hz	1.0	0.9	
Telecoil sensitivity (1 mA/m input)	Max.	N/A	N/A	dB SPL
	HFA - SPLIV @ 31.6 mA/m (ANSI)	HFA	N/A	
	Full-on telecoil sensitivity @ 1mA/m	1600 Hz/HFA	N/A	
Equivalent input noise		24	21	dB SPL
Frequency range (DIN 45605/ANSI)		100-7170	100-7110	Hz
Current drain		1.1	1.3	mA

Data in accordance with IEC60118-0 Edition3.0
2015-06, IEC60118-7 and ANSI S3.22-2009, supply
Voltage 1.3V

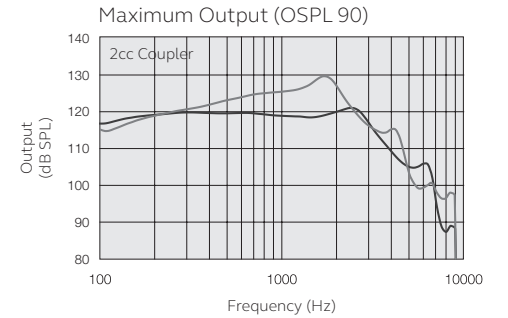
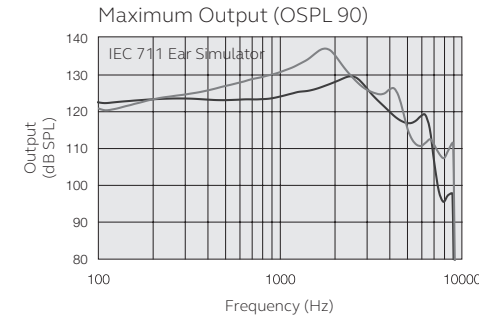
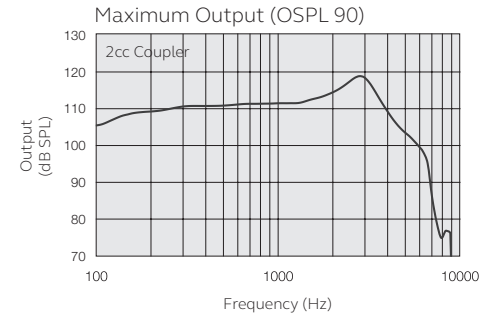
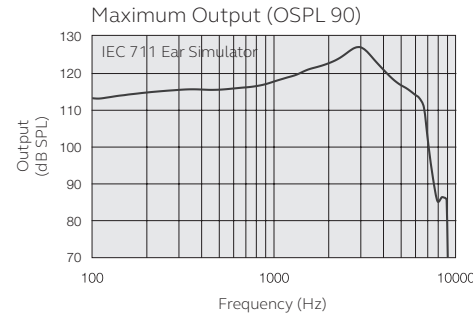
Technical Specifications

		LTCIC (HP)		LTCIC (UP)		
		IEC 60118-0 2nd IEC 711 Ear simulator	IEC 60118-0 3rd IEC 60118-7 ANSI S3.22 2cc coupler	IEC 60118-0 2nd IEC 711 Ear simulator	IEC 60118-0 3rd IEC 60118-7 ANSI S3.22 2cc coupler	
Reference test gain (60 dB SPL input)	1600 Hz/HFA	47	43	59	49	dB
Full-on gain (50 dB SPL input)	Max.	69	60	79	70	dB
	1600 Hz/HFA	59	54	70	63	
Maximum output (90 dB SPL input)	Max.	130	121	137	130	dB SPL
	1600 Hz/HFA	126	120	136	125	
Total harmonic distortion	500 Hz	0.6	0.4	0.5	0.5	%
	800 Hz	1.3	0.7	1.4	1.0	
	1600 Hz	0.8	0.5	0.4	0.2	
Telecoil sensitivity (1 mA/m input)	Max.	N/A	N/A	N/A	N/A	dB SPL
	HFA - SPLIV @ 31.6 mA/m (ANSI)	HFA	N/A	N/A	N/A	
	Full-on telecoil sensitivity @ 1mA/m	1600 Hz/HFA	N/A	N/A	N/A	
Equivalent input noise		22	20	24	20	dB SPL
Frequency range (DIN 45605/ANSI)		100-6930	100-6770	140-4720	100-4700	Hz
Current drain		1.2	1.2	1.1	1.1	mA

Data in accordance with IEC60118-0 Edition3.0
2015-06, IEC60118-7 and ANSI S3.22-2009, supply
Voltage 1.3V

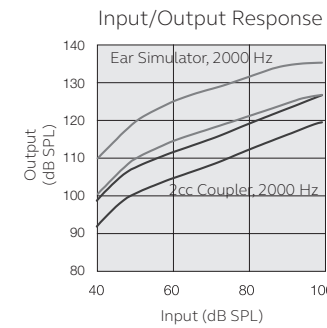
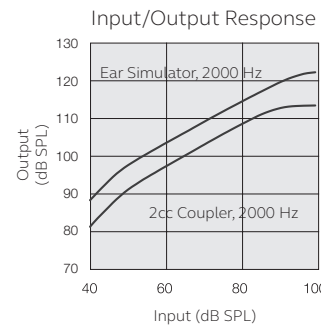
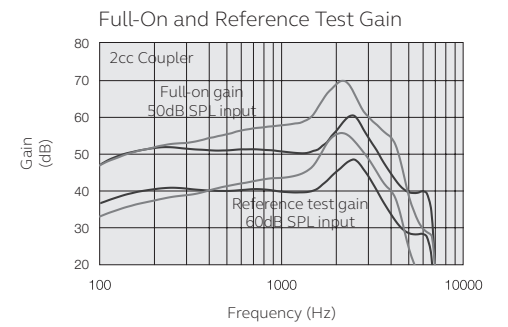
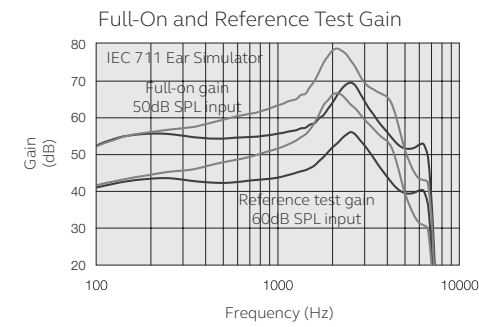
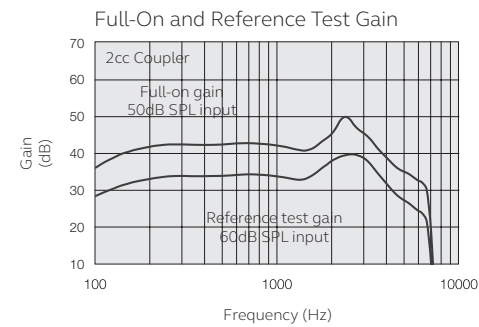
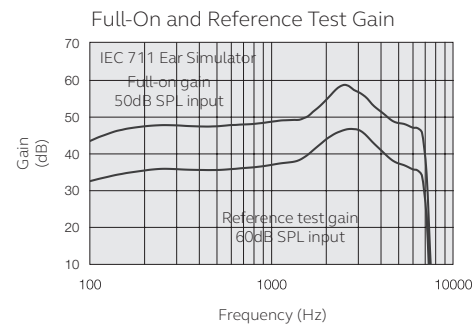
Patents pending

All specifications are subject to change without notice



Patents pending

All specifications are subject to change without notice



HP ■
UP ■