

# Charging options for ReSound products

ReSound offers rechargeable solutions with inductive charging and long battery life to keep you on the go.

## RECHARGEABLE CHARGERS TO MATCH DIFFERENT RESOUND COLLECTIONS



### Premium charger works with:

ReSound OMNIA™ RIEs, ReSound ONE™ RIEs, ReSound LiNX Quattro™ RIEs and ReSound Key™ RIEs - with separate insert per form factor.



### Standard charger works with:

ReSound OMNIA RIEs and ReSound ONE RIEs.



### Desktop charger works with:

ReSound OMNIA RIEs, ReSound ONE RIEs, BTEs and Power BTEs. ReSound LiNX Quattro RIEs and ReSound Key RIEs - with separate insert per form factor.




### Custom charger works with:

ReSound ONE ITC and ITE.

## HOW TO TELL THE DIFFERENCE BETWEEN PREMIUM/DESKTOP CHARGERS

Look inside to see the number that corresponds with the specific ReSound hearing aid collection.



**ReSound OMNIA and ReSound ONE** RIE has the number 1 written in the insert.

**ReSound ONE** BTE has the number 70 written in the insert and Power BTE has the number 80 written in the insert.

**ReSound LiNX Quattro & ReSound Key** RIEs have either no number or the number 3 written in the insert.

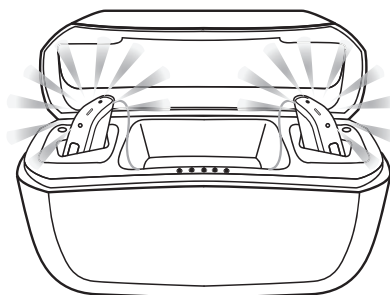
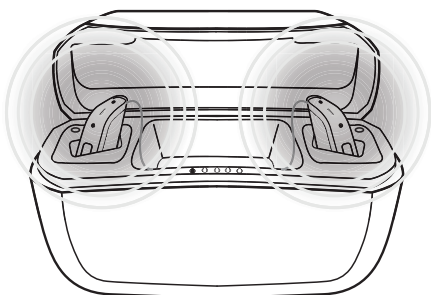
## CHARGER FEATURES

	ReSound OMNIA & ONE			ReSound ONE			ReSound LiNX Quattro		ReSound Key	
	Premium charger	Standard charger	Desktop charger	Desktop charger	Desktop charger	Custom charger	Premium charger	Desktop charger	Premium charger	Desktop charger
	RIE	RIE	RIE	BTE	Power BTE	Customs	RIE	RIE	RIE	RIE
Inductive charging	•	•	•	•	•	•	•	•	•	•
Portable with onboard power bank	•						•		•	
Portable without power bank		•				•				
USB-C connector and cable	•	•	•	•	•	•	•	•	•	•
LED on the back	Shows the power bank battery status	Light up when the charger is connected to main power	Shows when charger is connected to power supply	Shows when charger is connected to power supply	Shows when charger is connected to power supply	Shows when charger is connected to power supply	Shows the power bank battery status	Shows when charger is connected to power supply	Shows the power bank battery status	Show when charger is connected to power supply
LED on the front	Shows the HIs charge					Shows the HIs charge	Shows the HIs charge		Shows the HIs charge	
Hours of usage of HIs once fully charged	Up to 30h	Up to 30h	Up to 30h	Up to 25h	Up to 23h	Up to 24h	Up to 30h	Up to 30h	Up to 30h	Up to 30h
Price points availability	9, 7, 5	9, 7, 5	9, 7, 5	9, 7, 5	9, 7, 5	9, 7, 5	9, 7, 5	9, 7, 5	4	4

## HOW TO TELL IF THE HEARING AIDS ARE CHARGING

Place the hearing aids in the charger and let the light indicator on the hearing aids guide you. It is the same process whichever charger is used.

You know that charging has started when the hearing aid lights blink slowly.



When fully charged, the hearing aid lights remain constant, not blinking.

The lights turn off when the hearing aids are removed from the charger.

Premium charger illustrated. For more information, please see the individual user guide for each charger.

### Worldwide Headquarters

GN ReSound A/S  
Lautrupbjerg 7  
DK-2750 Ballerup  
Denmark  
Tel.: +45 4575 1111  
resound.com

CVR no. 55082715

### United Kingdom

GN Hearing UK Ltd.  
Unit 13  
Talisman Business Centre  
Bicester  
Oxon OX26 6HR  
Tel: +44 1869 352800  
resound.com

### Australia

GN Hearing Australia Pty Ltd  
Gate C, 19-25 Khartoum Road  
Macquarie Technology Park  
Macquarie Park NSW 2113  
Tel.: (free) 1800 658 955  
resound.com

### New Zealand

GN Hearing New Zealand Limited  
Ground Floor, North Entrance  
4 Fred Thomas Drive  
Takapuna, Auckland, 0622  
Tel.: (free) 0800 900 126  
resound.com

### Singapore

GN Hearing Pte. Ltd.  
456 Alexandra Road  
#22-01  
Singapore 119962  
Tel: +65 6320 9388  
resound.com