

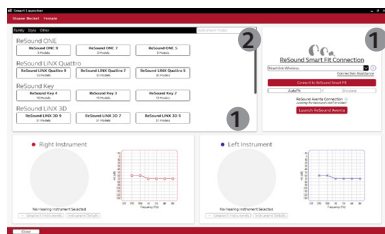
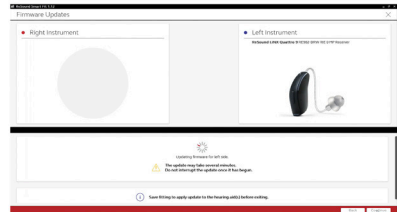
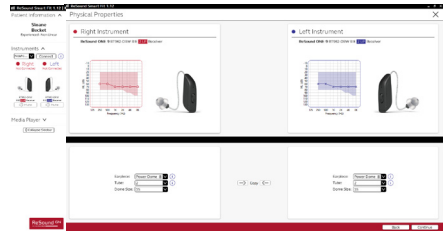
ReSound Smart Fit 1.12

New fitting software improvements

Our latest fitting software will help make your daily fittings with ReSound easier and seamless with a more stable and intuitive experience.

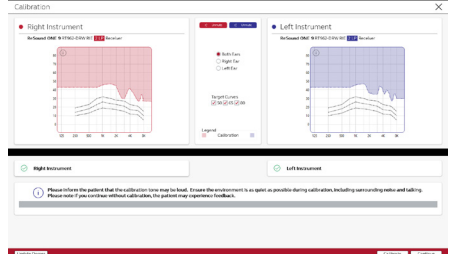
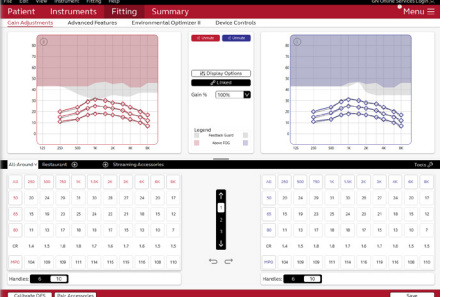
Optimization & stability

Improved connectivity for smooth, stable first fits and easy firmware updates.

Topic	Solution	Benefit	Snapshot and Product Family
Detect and connect	<ul style="list-style-type: none"> -Stabilization of Detection & Connection, even with multiple fitting stations nearby. -Separation of ReSound Smart Fit and ReSound Aventa to prevent detection errors. (1) -New search option to help correctly select Smart Fit or Aventa. (2) 	Smoother start in the fitting process with improved connectivity experience.	 <p>All ReSound product families in ReSound Smart Fit and legacy products in ReSound Aventa.</p>
Firmware updates	<ul style="list-style-type: none"> -Increased stability with the firmware update process. -Removal of 'FW update' prompt when not mandatory. -New firmware version 2.9.10.1 allows a ReSound ONE hearing instrument and a Cochlear Nucleus 7 to bimodally stream audio from an Apple® device. We recommend completing the firmware update after the Cochlear Custom Sound Pro update is released in late 2021. Contact your Cochlear representative for specific details. 	Improved information to you when performing time-consuming operations, while experiencing more reliable and stable firmware updates.	 <p>ReSound ONE™ and all ReSound families eligible for future firmware updates through ReSound Smart Fit.</p>
Choice of Dome	<ul style="list-style-type: none"> -Integrated dome recommendations for RIEs and BTEs with thin tube products. -New fittings default to the recommended dome (indicated with a gray badge) based on hearing loss. - The new dome recommendation will not impact existing fittings. The recommendation will be visible, but the selected dome will not change. 	Simple and more efficient fitting flow, while receiving appropriate guidance for a better and more comfortable first fit.	 <p>All ReSound RIEs and BTEs with thin tube products, especially optimized for M&RIE fittings.</p>

On-screen guidance

Give the best sound experience from the start. Our software indicates the ideal dome for each patient and helps you visualize and manage the feedback risk area on the calibration screen.

Topic	Solution	Benefit	Snapshot and Product Family
<p>Maximum Stable Gain (MSG) display</p>	<p>-The MSG curve will be displayed on the calibration screen once calibration is complete. This curve, which now appears only on the calibration screen, provides clear guidance regarding artifacts and feedback.</p> <p>-Removing the MSG curve from the fitting screen makes it easier to visualize the region of safe fitting.</p>	<p>Increases the possibility of fitting more people with ReSound products, especially ReSound ONE with M&RIE.</p> <p>Seeing appropriate amount of headroom in the fitting screen will give you more confidence in fitting ReSound products, especially ReSound ONE with M&RIE.</p>	 <p>All ReSound RIEs and BTEs with thin tube products, especially optimized for M&RIE fittings.</p>
<p>Feedback Guard</p>	<p>-Helps get the most out of the DFS Ultra III capabilities for all fittings.</p> <p>-The grey zone on the fitting screen appears when DFS Ultra III has been calibrated and shows the gain region which may include an increased possibility of artifact or feedback.</p> <p>-When enabled, Feedback Guard keeps gains below the grey zone.</p>	<p>Improved artifact- and feedback-free fittings, helping you to make informed decisions when fine-tuning gain or amplification.</p>	 <p>All ReSound RIEs and BTEs with thin tube products, especially optimized for M&RIE fittings.</p>

Manufacturer according to FDA:

ReSound Government Services

8001 E Bloomington Freeway
 Bloomington, MN 55420
 USA
 1-800-392-9932
 gs.resound.com