

Jabra GN

Made for
iPhone | iPad | iPod

Works with
android



JABRA ENHANCE PRO APP

Get connected

GN Making Life Sound Better

Introduction

Thank you for choosing our products. We have created this app to make it easy for you to use and control your hearing aids from your smartphone or mobile device. For information on which smartphones and mobile devices are compatible with the app, visit: jabra.com/enhancepro.

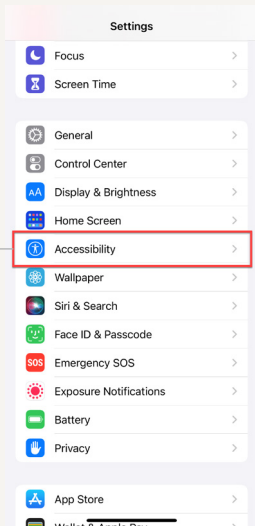
Before you can start using the app, you must pair your smartphone or mobile device with your hearing aids. This is easily done – just follow the steps below.

How to pair your hearing instruments with your iOS device (iOS 13 or later)

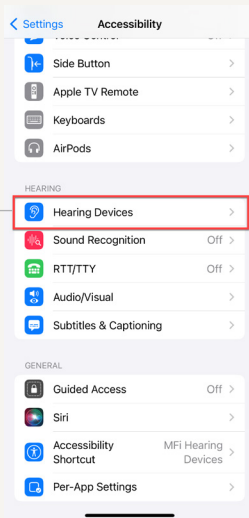
1. Turn your hearing aids off.
2. Confirm **Bluetooth** is on by going to the **Settings** menu on your iOS device. The slider turns green when you activate Bluetooth.



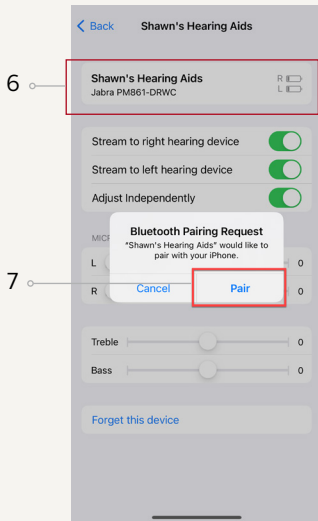
3



4



3. Go back to the main **Settings** menu and scroll down to tap on **Accessibility**.
4. Scroll down to **Hearing Devices**.
5. Turn your hearing aids on. Now, your iOS device will be able to detect your hearing aids.



6. Once connected, select your hearing aids under Hearing Devices.
7. Tap on **Pair**.
8. Go to the **App Store**, and in the **Search** field on top enter the name of the app.
9. Download the app, open it and tap **Get Started**. Follow the instructions on the screen to connect to the app.
10. You are now ready to go.

If you need to re-pair your iOS device

1. Start by removing the old pairing by going to the **Settings** menu.
2. Tap **Accessibility**.
3. Select **Hearing Devices** and tap **Forget this device**.
4. Turn your iOS device off and on again and re-pair the hearing aids to the device. If you need more information, contact your hearing care professional.

Hands-free calls for Jabra Enhance Pro users with compatible Apple devices*

If you have Jabra Enhance Pro hearing aids with compatible Apple devices, your hearing aids will become a hands-free headset as default once paired with the Apple devices.

How to take/end calls:

- Short press your hearing aid button (either side) or use your iPhone or iPad.

How to decline/ignore calls:

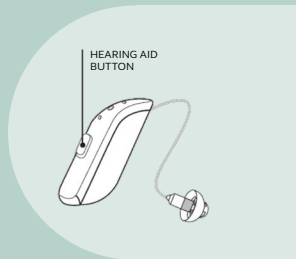
- Long press your hearing aid button (either side) or use your iPhone or iPad.

When you receive another call while you are on the phone, simply follow the instructions above.

Note: if the incoming call is declined, it automatically returns to the first/previous call.

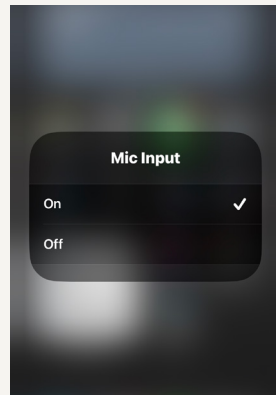
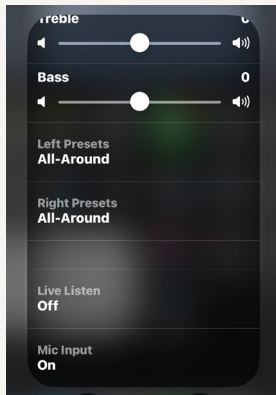
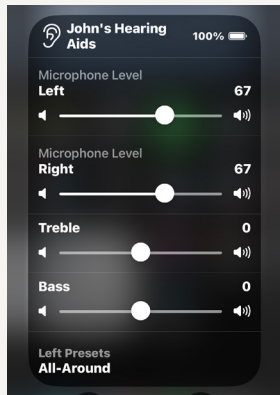
How to change the volume of the calls:

- Use the up and down volume buttons on your iPhone or iPad.



*Hands-free calls are compatible with iPhone 11 or later, iPad Pro 12.9-inch (5th generation), iPad Pro 11-inch (3rd generation), iPad Air (4th generation), and iPad mini (6th generation) with software updates iOS 15.3 and iPadOS 15.3 or later.

How to disable hands-free calls:

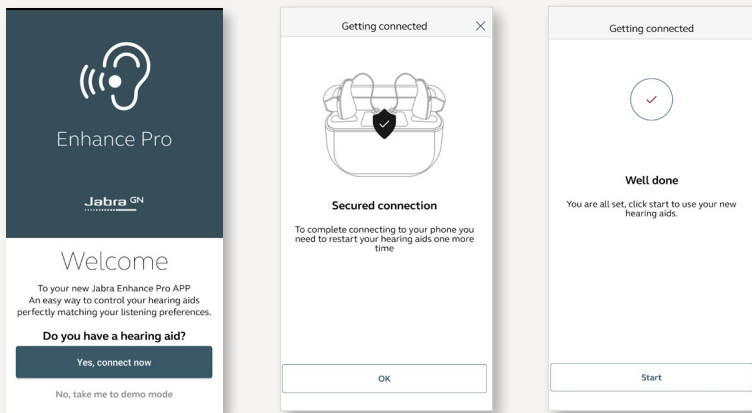


1. Triple click the iPhone or iPad push button to access the iOS hearing aid settings.

2. Scroll down and select "Mic Input".

3. Select "Off".

How to pair your hearing instruments with your Android™ device**



1. Download the Jabra Enhance Pro app, open it and tap **Yes, connect now**.
2. If prompted, provide access to your mobile device location by selecting **Allow**.
3. The app will guide you through the process. Reboot your hearing aids as required by turning them off and on again, following the steps outlined in the app.
4. Pairing is complete.

**NOTE: If you have previously paired hearing instruments, you need to unpair them in your phone's Bluetooth menu before you pair them again.



Manufacturer according to FDA:

GN Hearing

8001 E Bloomington Freeway
Bloomington, MN 55420
USA
1-800-882-3636
jabra.com/enhancepro

Manufacturer according to Health Canada:

GN Hearing A/S

Lautrupbjerg 7
DK-2750 Ballerup
Denmark
1-833-583-2615
jabra.com/enhancepro

© 2022 GN Hearing A/S. All rights reserved. Jabra is a trademark of GN Audio A/S. ReSound is a trademark of GN Hearing A/S. Apple, the Apple logo, iPhone, iPad, iPod touch are trademarks of Apple Inc., registered in the U.S. and other countries. App Store is a service mark of Apple Inc., registered in the U.S. and other countries. Android, Google Play and the Google Play logo are trademarks of Google LLC. The Bluetooth word mark and logos are registered trademarks owned by the Bluetooth SIG, Inc.



401732011 Rev D 2022.10