

ReSound Key™

ReSound GN

ReSound GN




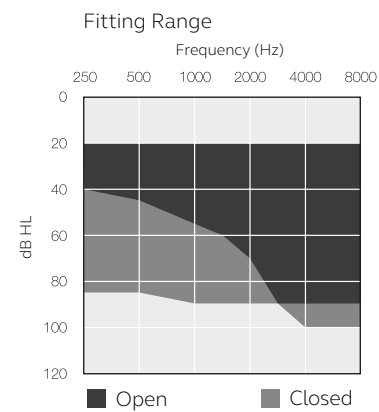
Thin tube

Closed

Model	KE367-DW	KE267-DW
Device Configurations		
Battery size	312 Zinc-Air	
IP Classification	IP 68	
Control Option	Telecoil	
Audiological Features		
WARP compression (WDRC) - number of channels	8	6
Soft Switching	●	●
Multiscope Adaptive Directionality	●	
Adaptive Directionality		●
Environmental Classifier	●	●
DFS Ultra II	●	●
Noise Tracker II	●	●
Wind Guard	●	●
Expansion	●	●
Synchronized Acceptance Manager	●	
Tinnitus Sound Generator	●	●
Functional Features		
Synchronized Push Button*	●	
Smart Start	●	●
Phone Now	●	●
Comfort Phone	●	
Direct audio streaming (MFi, Android™)**	●	
ReSound TV Streamer 2, Remote Control, Remote Control 2, Phone Clip+, Micro Mic, and Multi Mic	●	●
ReSound Smart 3D™ app	●	●
ReSound Assist		
Remote Fine Tuning	●	●
ReSound Assist Live	●	●
Remote Firmware Updates	●	●
Fitting Features		
Fitting Software ReSound Smart Fit™ 1.10 or higher	●	●
Fully Flexible Programs	4	4
Auto DFS	●	●
Onboard Analyzer II	●	●
Wireless Fitting with Noalink Wireless	●	●

*Also including functionality for synchronized Push Button Volume Control

** Compatible with Android smartphones that support direct Android streaming to hearing aids



© 2020 GN Hearing A/S. All rights reserved. ReSound is a trademark of GN Hearing A/S. Apple, the Apple logo, iPhone, iPad and iPod touch are trademarks of Apple Inc., registered in the US and other countries. Android is a trademark of Google LLC. The Bluetooth word mark and logos are registered trademarks owned by Bluetooth SIG, Inc.

GN Making Life Sound Better

401415014CA-20.12-Rev.A

ReSound Canada
 2 East Beaver Creek Road, Building 3
 Richmond Hill, ON L4B 2N3
 Canada
 1-888-737-6863
 resound.com

Technical specifications

		KE67-DW (Thin tube)		
		IEC 60118-0: 1983_AMD1:1994 IEC 60118-0:2015 (*) IEC 711 Ear Simulator	ANSI S3.22-2014 IEC 60118-0:2015 JIS C 5512: 2015 2cc coupler	
Reference test gain (60 dB SPL input)	1600 Hz/HFA	41	36	dB
Full-on gain (50 dB SPL input)	Max. 1600 Hz/HFA	60 52	52 47	dB
Maximum output (90 dB SPL input)	Max. 1600 Hz/HFA	127 117	123 113	dB SPL
Total harmonic distortion	500 Hz 800 Hz 1600 Hz 3200 Hz	0.5 0.2 0.6 -	0.4 0.1 0.4 0.2	%
Telecoil sensitivity (1 mA/m input)	Max.	91	81	dB SPL
HFA - SPLIV @ 31.6 mA/m (ANSI)	HFA	104	96	
Full-on telecoil sensitivity @ 1mA/m	1600 Hz/HFA	82	77	
Equivalent input noise, w/o noise reduction		26	22	dB SPL
1/3 Octave Equivalent input noise, w/o noise reduction	1600 Hz	10	10	dB SPL
Frequency range IEC 60118-0: 2015		100-8200*	100-7680	Hz
Current Drain (Quiescent/Operating)		1.17/1.24	1.17/1.22	mA
Weight of hearing aid (without hook, tube and dome/earmold)		2.07 / 0.07		gram/oz

* Measured according to IEC 60118-0:2015, with 711-Ear simulator coupler.

Technical specifications

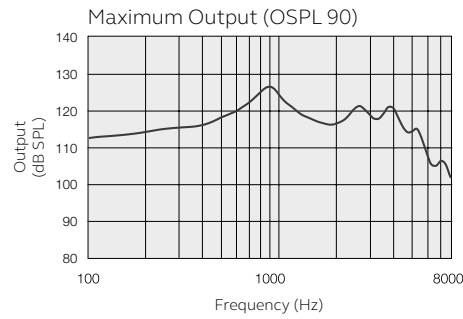
		KE67-DW (Closed)		
		IEC 60118-0: 1983_AMD1:1994 IEC 60118-0:2015 (*) IEC 711 Ear Simulator	ANSI S3.22-2014 IEC 60118-0:2015 JIS C 5512: 2015 2cc coupler	
Reference test gain (60 dB SPL input)	1600 Hz/HFA	44	39	dB
Full-on gain (50 dB SPL input)	Max. 1600 Hz/HFA	65 55	56 49	dB
Maximum output (90 dB SPL input)	Max. 1600 Hz/HFA	130 123	121 116	dB SPL
Total harmonic distortion	500 Hz 800 Hz 1600 Hz 3200 Hz	0.8 0.9 0.6 -	0.7 0.6 0.6 0.1	%
Telecoil sensitivity (1 mA/m input)	Max.	95	85	dB SPL
HFA - SPLIV @ 31.6 mA/m (ANSI)	HFA	105	99	
Full-on telecoil sensitivity @ 1mA/m	1600 Hz/HFA	85	79	
Equivalent input noise, w/o noise reduction		26	23	dB SPL
1/3 Octave Equivalent input noise, w/o noise reduction	1600 Hz	10	10	dB SPL
Frequency range IEC 60118-0: 2015		100-8060*	100-6800	Hz
Current Drain (Quiescent/Operating)		1.17/1.24	1.18/1.34	mA
Weight of hearing aid (without hook, tube and dome/earmold)		2.07 / 0.07		gram/oz

* Measured according to IEC 60118-0:2015, with 711-Ear simulator coupler.

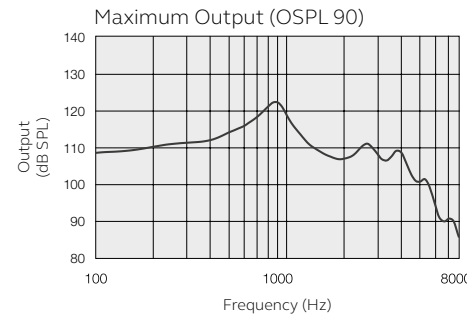
Patents pending

All specifications are subject to change without notice

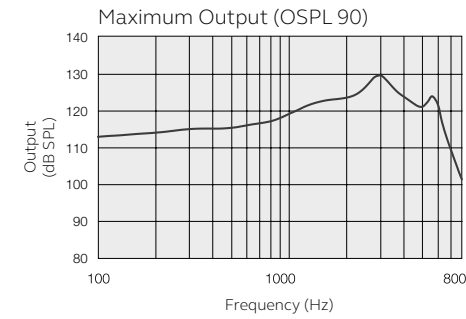
IEC 60118-0: 1983_AMD1:1994
IEC 711 Ear Simulator



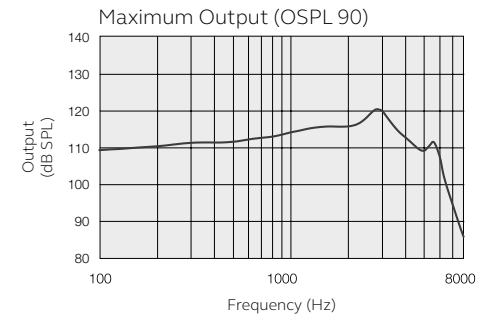
ANSI S3.22-2014
IEC 60118-0:2015
JIS C 5512: 2015
2cc coupler



IEC 60118-0: 1983_AMD1:1994
IEC 711 Ear Simulator



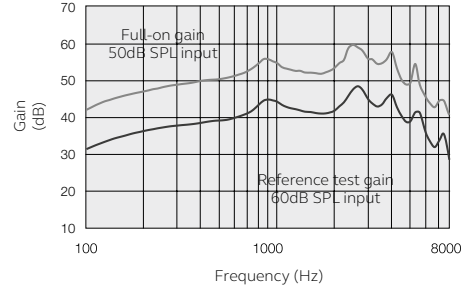
ANSI S3.22-2014
IEC 60118-0:2015
JIS C 5512: 2015
2cc coupler



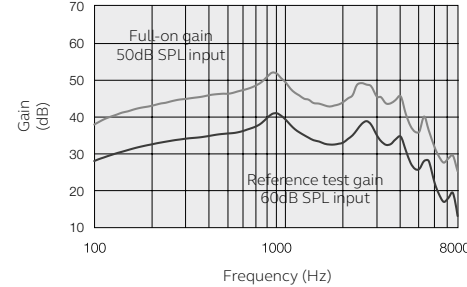
Patents pending

All specifications are subject to change without notice

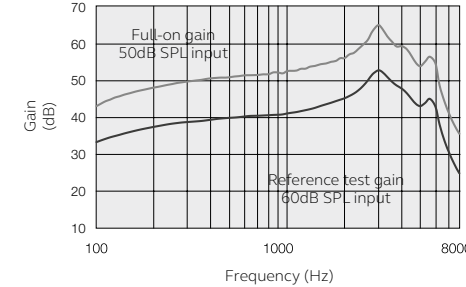
Full-On and Reference Test Gain



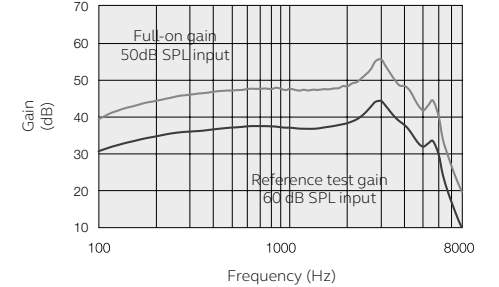
Full-On and Reference Test Gain



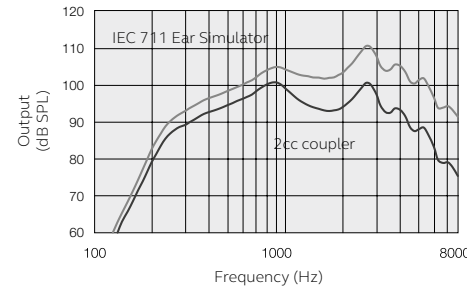
Full-On and Reference Test Gain



Full-On and Reference Test Gain



Full-On Telecoil Response
Input level 10 mA/m



Full-On Telecoil Response
Input level 10 mA/m

