

ReSound GN

## User guide

ReSound Smart 3D™ app



# Introduction

The ReSound Smart 3D™ app is made to enhance your hearing experience and enable you to get more out of your ReSound hearing aids.

The innovative sound technology and design come in a full line-up of hearing aids that make hearing a more enjoyable experience. The hearing aids are available exclusively through audiologists and hearing care professionals.

The ReSound Smart 3D™ app enable you to get more out of your hearing aids by providing new ways to gain control, personalization and relief.

The ReSound app is a variant of the GAN app.

If you would like a printed version of the app user guide please contact customer support or simply print this user guide.

For more information and help for apps, please consult your hearing care professional, or visit our website: [resound.com](https://resound.com).

# Intended purpose

The ReSound Smart 3D™ app is intended to be a remote control for wireless hearing aids made by GN independent of brand.


The ReSound Smart 3D™ app is intended to be a remote control for wireless accessories made by GN independent of brand.


The ReSound Smart 3D™ app is intended to be an assist tool for wireless hearing aids made by GN independent of brand.


When used as a remote control, the app can adjust the hearing aid and/or accessories in accordance with the settings selected by the hearing care professional.


When used as an assist tool, the app provides the user with a connection to the hearing care professional, who can adjust the hearing aid settings remotely.


# Symbols


 **WARNING:** Points out a situation that could lead to serious injuries.

 **CAUTION:** Indicates a situation that could lead to minor and moderate injuries.

 Consult electronic instructions for use.

 Legal manufacturer.

 Date of manufacture.

 Medical Device.

 Unique Device Identification.

# Finding and installing the app



Access apps for iPhone, iPad, and iPod touch via a download in the App Store by following these steps:

1. Enter the App Store by tapping the App Store icon on an iPhone, iPad, or iPod touch
2. In the App Store, search for 'ReSound' and the name of the app
3. If using an iPad, change the search criteria in the top left corner to 'iPhone only'
4. After finding the app, tap 'Get'
5. Then tap 'install'
6. Enter a valid Apple ID and password
7. After entering the password, you can find the app on your device screen - tap to open the app



Access apps for Android devices via a download in Google Play by following these steps:

1. Enter Google Play by tapping the Play Store icon on your Android phone
2. In Google Play, search for 'ReSound' and the name of the app
3. After finding the app, tap 'Install'
4. After entering your password, the app will download and install
5. After the installation is finished, tap 'Open' to start using the app

# ReSound Smart 3D™ app



The ReSound Smart 3D™ app offers unprecedented user friendliness with just one tap of a finger. Control and customize your hearing aid settings directly from your mobile device, so that you can personalize your hearing experience to match your sound environments. You can even get your hearing aid programs updated by your hearing care professional and receive hearing aid updates remotely without making a trip to the clinic. The ReSound Smart 3D™ app will guide you on all the things you can do and how to do it.

The ReSound Smart 3D™ app is available on the App Store and Google Play.

## Compatible device information

The app is compatible with wireless hearing aids and accessories provided by GN ReSound A/S.

For a full list of compatible devices, please refer to [resound.com](https://resound.com).

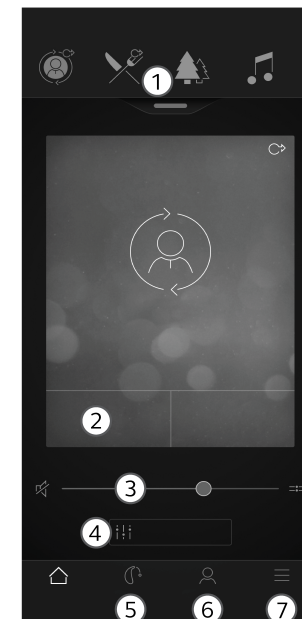
Make sure the hearing aids are updated to the latest firmware version via the app. Your hearing care professional can update the hearing aid firmware for you.

# ReSound Smart 3D™ app functionality

1. Use the top carousel, drop-down or card-swipe to choose your hearing aid or streamer program, or your Favourite. Tap drop-down to edit programs and Favourites.
2. Use Quick Buttons for one-tap, advanced sound adjustments.
3. Adjust volume or mute.
4. Access Sound Enhancer to adjust treble/mid/bass, noise reduction, speech focus or wind noise reduction\*. Also access Tinnitus Manager to adjust pitch and variation of sound from the Tinnitus Sound Generator, or to choose your Nature Sound\*\*.
5. Navigational menu.
6. The “My” menu:  
Here you can learn what the app can do and contact your hearing care professional\* to request help and receive updates to your hearing aid settings.
7. The “More” menu:  
Here you can adjust app settings and find additional information on your app.

\*Feature availability depends on the hearing aid model and the fitting by your hearing care professional.

\*\*Available if the Tinnitus Sound Generator has been enabled by your hearing care professional.



# Warnings and precautions

## Use with mobile device apps

Notifications of app updates should not be disabled, and it is recommended that the user installs all updates to app and operating system to ensure highest protection against vulnerabilities.

The app must only be used with ReSound devices for which it is intended. ReSound takes no responsibility if the app is used with other devices or if third party apps are used to control the ReSound devices.

Apply only remote fine-tuning packages you expect to receive to your hearing instruments.

ReSound does not support rooted mobile phones.

## Warnings and cautions

If using the app with a hearing aid, please read the hearing aid user guide. The hearing aid user guide was included in the hearing aid package. If you need a fresh copy, please consult your hearing care professional or visit our website.

Be aware of information marked with the warning symbol.



**CAUTION:** Always use the latest available software update for your device.


Failing to follow these precautions can compromise the information security of your hearing aid and potentially cause hearing loss or tinnitus.



# Copyright

© 2023 GN Hearing A/S. All rights reserved. ReSound is a trademark of GN Hearing A/S. Apple, the Apple logo, iPhone, iPad, iPod touch, and Apple Watch are trademarks of Apple Inc., registered in the U.S. and other countries. App Store is a service mark of Apple Inc., registered in the US and other countries. Android, Google Play and the Google Play logo are trademarks of Google LLC.

Manufacturer according to EU Medical  
Device Regulation 2017/745:

The logo for GN ReSound A/S, consisting of a stylized black mountain range icon.

GN ReSound A/S  
Lautrupbjerg 7  
DK-2750 Ballerup  
Denmark  
resound.com

**United Kingdom**

GN Hearing UK Ltd  
Unit 13 Talisman Business Centre  
Bicester OX26 6HR  
United Kingdom  
Tel.: +44 1869 352 800  
resound.com

**Australia**


GN Hearing Australia Pty Ltd  
Gate C, 19-25 Khartoum Rd  
Macquarie Technology Park  
Macquarie Park NSW 2113  
Australia  
Tel.: (free) 1800 658 955  
resound.com

**New Zealand**

GN Hearing New Zealand Limited  
Ground Floor, North Entrance  
4 Fred Thomas Drive  
Takapuna, Auckland, 0622  
Tel.: (free) 0800 900 126  
resound.com

**Singapore**

GN Hearing Pte. Ltd  
456 Alexandra Road  
Fragrance Empire Building #22-01  
Singapore 119962  
Tel: +65 6320 9388  
resound.com

 Any serious incident that has occurred in relation to the device should be reported to the Legal manufacturer GN ReSound A/S and  
0297 the competent authority of the EU Member State in which the user and/or patient is established.