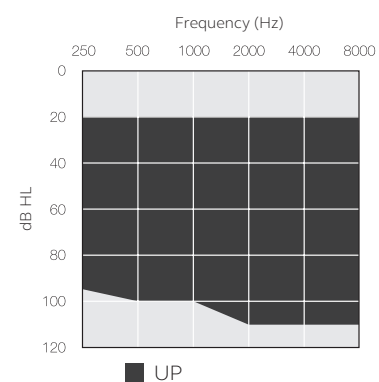
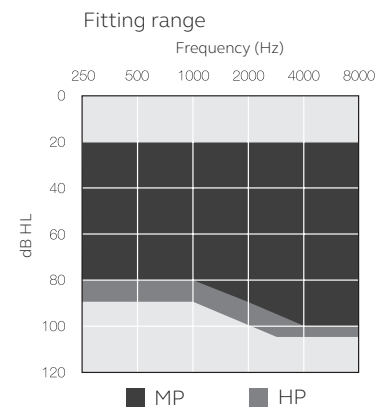




ITE

Model	KE4ITE-DW	KE3ITE-DW	KE2ITE-DW
Device Configurations			
Battery size	312/13 Zinc-Air		
Receiver power levels	MP, HP & UP		
Control Options	Push button, Volume control, Telecoil		
Audiological Features			
WARP compression (WDRC) - number of channels	12	8	6
Natural Directionality II	●		
Synchronised Soft Switching	●		
Soft Switching	●	●	●
Multiscope Adaptive Directionality	●	●	
Adaptive Directionality			●
Environmental Classifier	●	●	●
DFS Ultra II	●	●	●
Music Mode	●		
Noise Tracker II	●	●	●
Wind Guard	●	●	●
Impulse Noise Reduction	●		
Expansion	●	●	●
Synchronised Acceptance Manager	●	●	
Low Frequency Boost (Only UP)	●	●	●
Tinnitus Sound Generator	●	●	●
Functional Features			
Synchronised Push Button	●	●	
Synchronised Volume Control	●	●	
Smart Start	●	●	●
Phone Now	●	●	●
Comfort Phone	●	●	
Direct audio streaming (MFi, Android™*)	●	●	
ReSound TV Streamer 2, Remote Control, Remote 2, Phone Clip+, Micro Mic and Multi Mic	●	●	●
ReSound Smart 3D™ app	●	●	●
ReSound Assist			
Remote Fine Tuning	●	●	●
ReSound Assist Live	●	●	●
Remote Firmware Updates	●	●	●
Fitting Features			
Fitting Software ReSound Smart Fit™ 1.10 or higher	●	●	●
Fully Flexible Programs	4	4	4
Auto DFS	●	●	●
Onboard Analyser II	●	●	●
Wireless Fitting with Noahlink Wireless	●	●	●

* Compatible with Android smartphones that support direct Android streaming to hearing aids.



© 2020 GN Hearing A/S. All rights reserved. ReSound is a trademark of GN Hearing A/S. Apple, the Apple logo, iPhone, iPad and iPod touch are trademarks of Apple Inc., registered in the U.S. and other countries. Android is a trademark of Google LLC. The Bluetooth word mark and logos are registered trademarks owned by Bluetooth SIG, Inc.

Technical Specifications

		MP		HP		
		IEC 60118-0: 1983_AMD1:1994 IEC 60118-0:2015(*) IEC 711 Ear simulator	ANSI S3.22-2014 IEC 60118-0:2015 JIS C 5512: 2015 2cc coupler	IEC 60118-0: 1983_AMD1:1994 IEC 60118-0:2015(*) IEC 711 Ear simulator	ANSI S3.22-2014 IEC 60118-0:2015 JIS C 5512: 2015 2cc coupler	
Reference test gain (60 dB SPL input)	1600 Hz/HFA	39	37	47	42	dB
Full-on gain (50 dB SPL input)	Max. 1600 Hz/HFA	59 50	50 45	69 58	60 53	dB
Maximum output (90 dB SPL input)	Max. 1600 Hz/HFA	128 120	118 114	130 126	120 119	dB SPL
Total harmonic distortion	500 Hz	0.4	0.3	0.8	0.5	%
	800 Hz	0.7	0.4	1.9	0.8	
	1600 Hz	0.6	0.5	0.8	0.6	
	3200 Hz		0.3		0.2	
Telecoil sensitivity (1 mA/m input)	Max.	90	79	100	91	dB SPL
HFA - SPLIV @ 31.6 mA/m (ANSI)	HFA	103	98	111	103	
Full-on telecoil sensitivity @ 1mA/m	1600 Hz/HFA	82	76	90	84	
Equivalent input noise, w/o Noise reduction		25	23	26	24	dB SPL
1/3 Octave Equivalent input noise, w/o Noise reduction	1600 Hz	10	10	11	11	dB SPL
Frequency range IEC 60118-0: 2015		100-8440*	100-8120	100-7390*	100-6710	Hz
Current Drain (Quiescent / Operating)		1.17/1.19	1.17/1.31	1.15/1.18	1.15/1.25	mA
Weight of hearing aid		3.98 / 0.14		4.15 / 0.15		gram/oz

* Measured according to IEC 60118-0:2015, with 711-Ear simulator coupler.

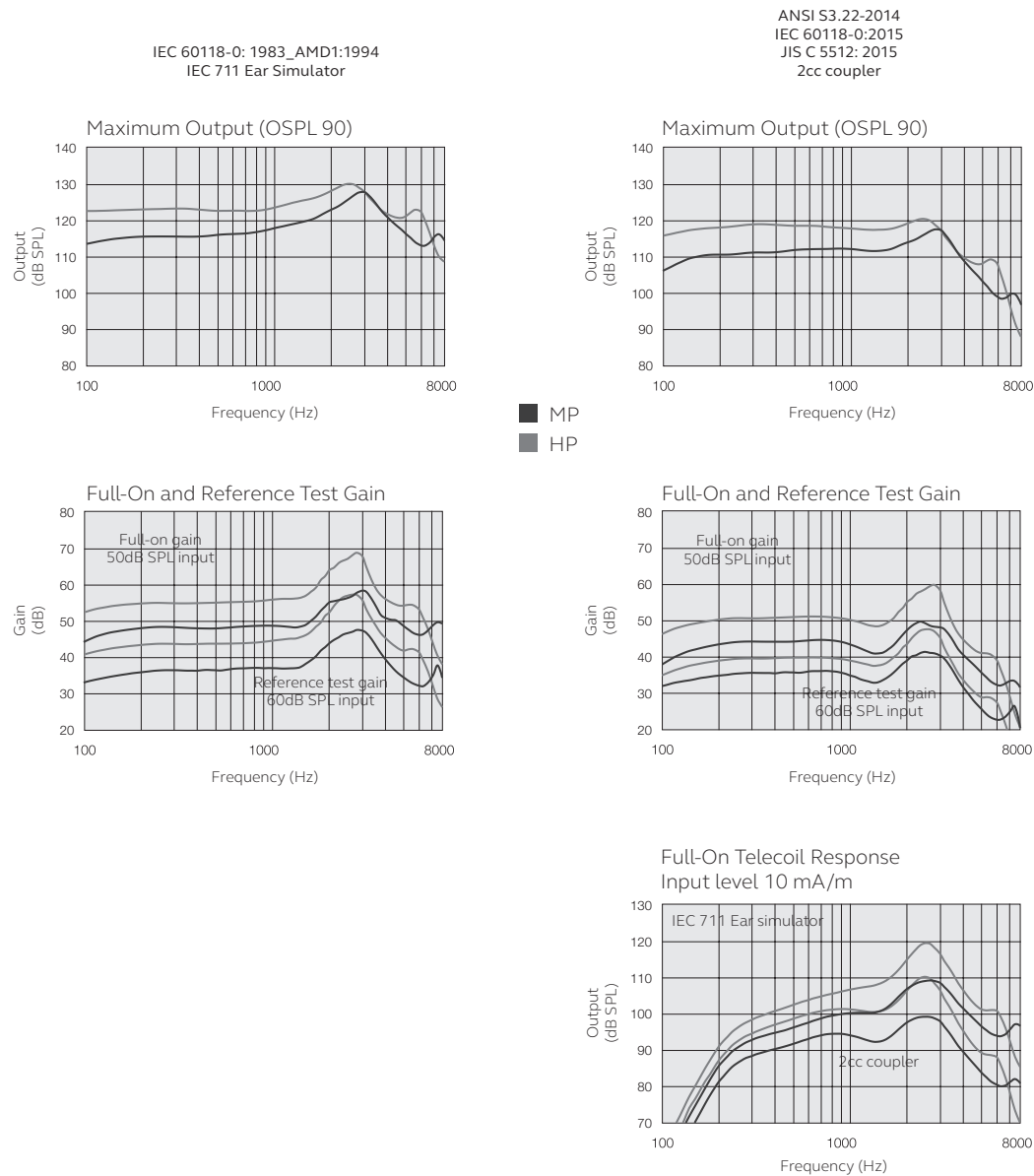
Technical Specifications

		UP		
		IEC 60118-0: 1983_AMD1:1994 IEC 60118-0:2015(*) IEC 711 Ear simulator	ANSI S3.22-2014 IEC 60118-0:2015 JIS C 5512: 2015 2cc coupler	
Reference test gain (60 dB SPL input)	1600 Hz/HFA	60	47	dB
Full-on gain (50 dB SPL input)	Max. 1600 Hz/HFA	78 70	70 62	dB
Maximum output (90 dB SPL input)	Max. 1600 Hz/HFA	137 137	129 124	dB SPL
Total harmonic distortion	500 Hz	0.4	0.4	%
	800 Hz	1.0	0.5	
	1600 Hz	0.2	0.1	
	3200 Hz		0.1	
Telecoil sensitivity (1 mA/m input)	Max.	109	100	dB SPL
HFA - SPLIV @ 31.6 mA/m (ANSI)	HFA	119	109	
Full-on telecoil sensitivity @ 1mA/m	1600 Hz/HFA	103	93	
Equivalent input noise, w/o Noise reduction		20	23	dB SPL
1/3 Octave Equivalent input noise, w/o Noise reduction	1600 Hz	12	13	dB SPL
Frequency range IEC 60118-0: 2015		100-5170*	100-4810	Hz
Current Drain (Quiescent / Operating)		1.17/1.24	1.17/1.21	mA
Weight of hearing aid		4.53 / 0.16		gram/oz

* Measured according to IEC 60118-0:2015, with 711-Ear simulator coupler.

Patents pending

All specifications are subject to change without notice



Patents pending

All specifications are subject to change without notice

