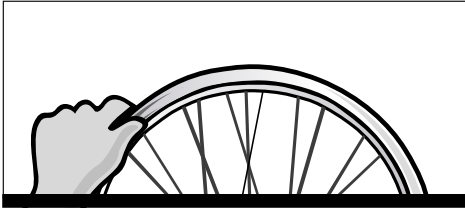
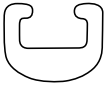



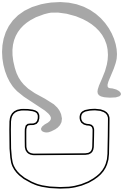


www.bbbparts.com

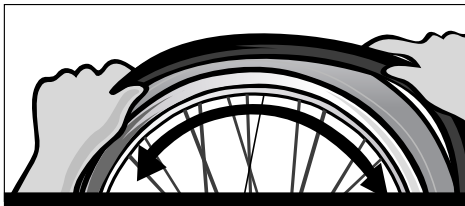
BBB ROADBEAT TIRES INSTALLATION INSTRUCTIONS




1. Check your rim tape carefully for cracks and bursts. If necessary replace your rim tape.



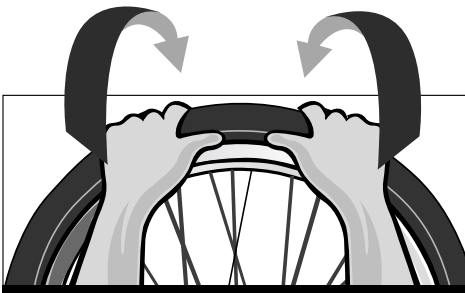
2. With the rim facing you, put the back part of the tire into the rim.



3. Put your inner tube on the rim, starting with the valve. Use the valve ring to keep the valve in position. Before you insert the inner tube, put a little air inside the tube.



4. Mount the front part of the tire.



5. Check while moving the tire from the front to the rear if the inner tube is completely inside the tube.

6. Pump up your tire to the desired inflation.