

BBB

SMARTSPEED MAGNETLESS SPEED SENSOR

BBB CYCLING®
ROOSEVELTSTRAAT 46, 2321 BM LEIDEN
THE NETHERLANDS

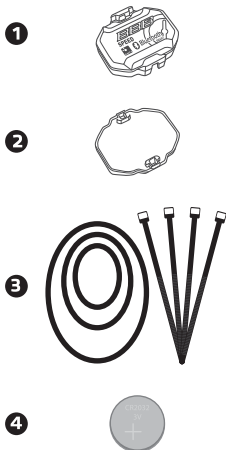
BBBCYCLING.COM

EN Manual	HU Használati utasítás
DE Handbuch	PL Podręcznik
FR Manuel	CZ Uživatelská příručka
NL Handleiding	JP 使用説明書
ES Manual	RU Руководство пользователя
PT Manual	SK Manuál
IT Manuale	NO Håndbok

BCP-65

CONTENTS

1. BCP-65 Sensor
2. Rubber padding
3. Mounting material
4. CR2032 Battery



SCAN TO FIND OUT MORE!



BBBCYCLING.COM/APP/APPS

SPECIFICATION:

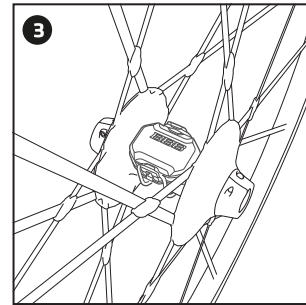
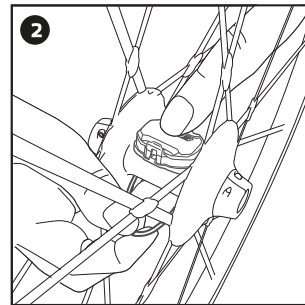
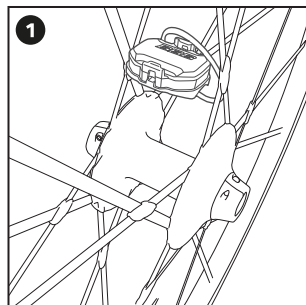
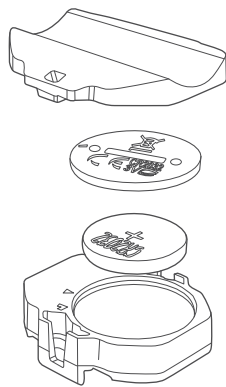
Wireless system:	BLE & ANT+
Signal Detection:	G Sensor
Battery Type:	CR2032
Operating Voltage:	2.4V - 3.3V
Operating Temperature:	0°C - 50°C
Storage Temperature:	-10°C - 60°C
Battery Life:	-6 months (1 hour per day)
Maximum Speed:	99 KM/H

(2155mm circumference)



The Bluetooth® word mark and logos are registered trademarks owned by the Bluetooth SIG, Inc. and any use of such marks by TopAction Technology Inc. (brand: TopAction) under license. TopAction Technology Inc. lists the model BCP-65 with Declaration ID D032096 granted. BBB cycling is empowered to use the same IP right per TopAction Technology Inc. to sell this model.

ASSEMBLY



INSTALLATION

1. Use the appropriate Rubber O-ring or cable tie and place the sensor on the wheel hub.
2. Wrap the O-ring/cable tie around the hub and make sure it properly sets behind the groove on the sensor unit.
3. Ready to connect! To start using the sensor, see app or sensor device pairing instructions.

MOUNTING LOCATIONS

- Front- or rear hub



BBB has no responsibility for misprints or changed technical content.