

eApp Online Application now including Indexed UL

Effective November 11, 2019

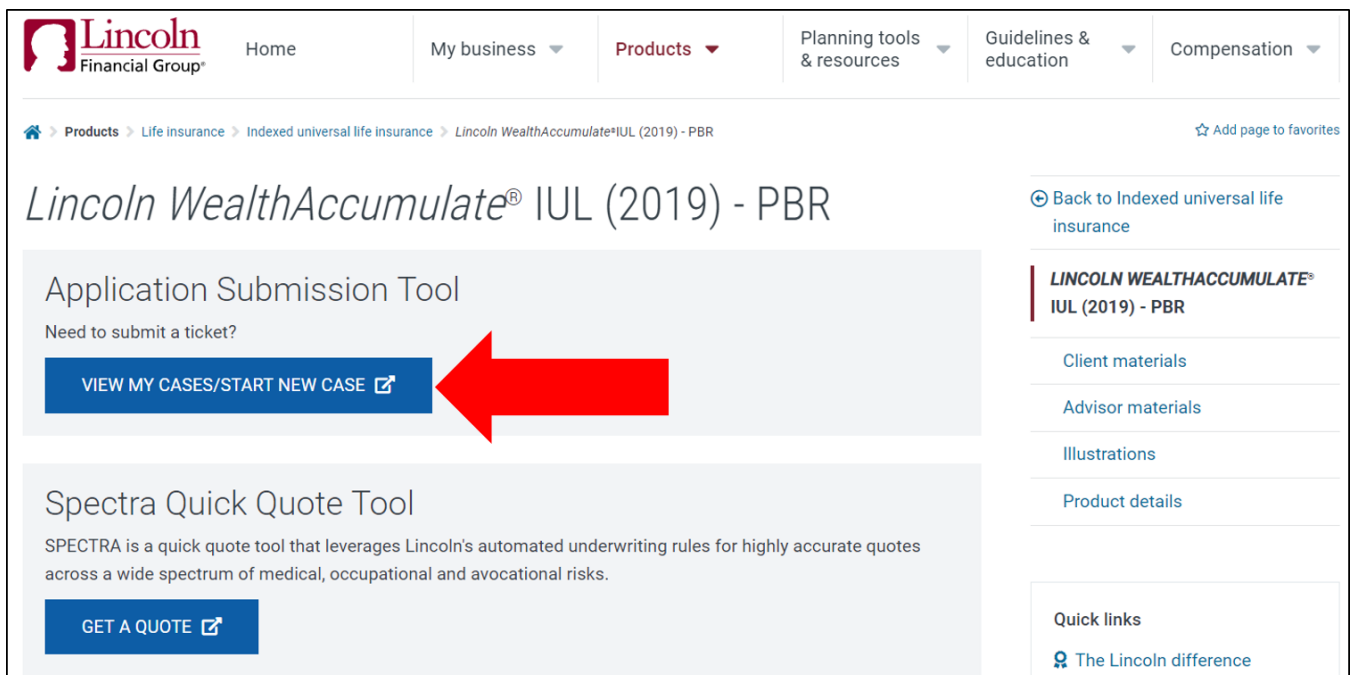
Lincoln is pleased to expand the fully electronic traditional online application (eApp) submission process to now include **indexed life insurance (IUL) products**, in addition to UL, SUL and *Lincoln LifeElements*® Level Term Products.

eApp is available through Lincoln's producer website – at no cost – or is accessible directly through iPipeline® for iPipeline subscribers. This process will help to reduce not-in-good-order submissions, improving turnaround times and the overall customer and producer experience.

How to Access

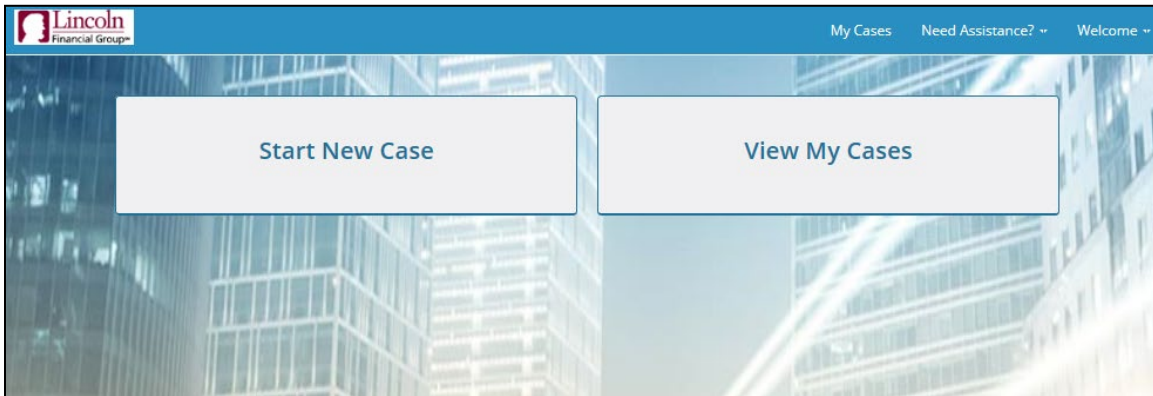
You have two options to access the eApp submission tool:

1. **Log into your Lincoln Producer Website** – From the indexed universal life insurance product pages, click **“View My Cases/Start New Case”**



The screenshot displays the Lincoln Financial Group producer website interface. At the top, there is a navigation bar with the Lincoln logo and several menu items: Home, My business, Products, Planning tools & resources, Guidelines & education, and Compensation. Below the navigation bar, a breadcrumb trail shows the path: Products > Life insurance > Indexed universal life insurance > Lincoln WealthAccumulate® IUL (2019) - PBR. The main content area features the title "Lincoln WealthAccumulate® IUL (2019) - PBR" and two primary tools: "Application Submission Tool" and "Spectra Quick Quote Tool". The "Application Submission Tool" section includes the text "Need to submit a ticket?" and a prominent blue button labeled "VIEW MY CASES/START NEW CASE" with an external link icon. A large red arrow points directly to this button. The "Spectra Quick Quote Tool" section includes a description of the tool and a blue button labeled "GET A QUOTE" with an external link icon. On the right side of the page, there is a sidebar with a "Back to Indexed universal life insurance" link and a list of links for "LINCOLN WEALTHACCUMULATE® IUL (2019) - PBR", including Client materials, Advisor materials, Illustrations, and Product details. At the bottom of the sidebar, there is a "Quick links" section with a link to "The Lincoln difference".

2. Log in to your iPipeline account – Select “Start New Case”



Carrier and Product

State: Product Type:

Product

Carrier▲	Product	IGO
	Lincoln WealthAccumulate Indexed UL 2019 (eApp-Full Application)	<input type="button" value="Select"/> e-Sign
	Lincoln WealthAccumulate Indexed UL 2019 (eTicket-LincXpress)	<input type="button" value="Select"/> e-Sign
	Lincoln WealthPreserve Indexed UL 2019 (eApp-Full Application)	<input type="button" value="Select"/> e-Sign
	Lincoln WealthPreserve Indexed UL 2019 (eTicket-LincXpress)	<input type="button" value="Select"/> e-Sign

Resources


Lincoln Application Submission Comparison Summary
eApp Advantages Flier

Order code: [UW-APP-FLI001](#)

Order code: [UW-EAPP-FLI003](#)

iPipeline® Users – Adding a New Product to iGo

Having trouble finding the new IUL products in your iPipeline Account? As a reminder, when new life insurance products become available, iPipeline® users must add any new products to their account within iGO and iService. If you have specific questions or need instructions, you can access additional information from the iPipeline Customer Portal: <https://www.customerportal.ipipeline.com/kb/iservice/>.



Life insurance issued by The Lincoln National Life Insurance Company, Fort Wayne, IN and Lincoln Life & Annuity Company of New York, Syracuse, NY, and distributed by Lincoln Financial Distributors, Inc., a broker-dealer. Contractual obligations are backed by the claims-paying ability of the issuing insurance company. The Lincoln National Life Insurance Company does not solicit business in the state of New York, nor is it authorized to do so. Lincoln Financial Group is the marketing name of Lincoln National Corporation and its affiliates.