

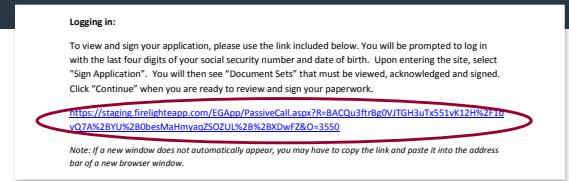
End the paper chase

Your guide to the e-signature process

With our secure electronic signature solution, you can quickly access and sign documents that require your signature. We've designed this e-signature experience to be easy to use, but if you do have questions or need any help, please call us at 877-700-5347.

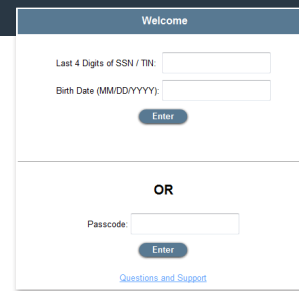
1 Click the link in email

Once the application is processed, you will receive an email with detailed instructions. With one click from any internet-enabled device, you can review your documents and begin the electronic signing process. When contracts require more than one signature (joint owner, annuitant that is not an owner, etc.), each required signer will receive this email.



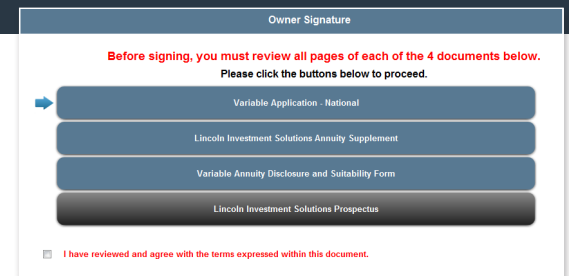
2 Login

The link in the email will bring you to the login page. To verify your identity, we require you to enter the last four digits of your Social Security number and your birth date.



3 Review documents

The summary page will show the Document Set(s) that requires your review and signature. Select **Continue** to open and review each document set. Click on each document listed in the **Document Set** to review for accuracy. For each document, check **I have reviewed and agree with the terms expressed within this document.**



4 Sign each document set

Once all documents have been reviewed, select **Sign**. This will bring you to the screen that captures your electronic signature.

You may keep the typed signature or use your mouse to "write" your signature in the yellow signature area. By selecting **I Consent**, your electronic signature is securely captured and legally accepted.



If applicable, repeat steps 3 and 4 for any remaining Document Set(s).

Insurance products issued by:
The Lincoln National Life Insurance Company

For Registered Investment Advisor use only. Not for use with the public.

5 You're done!

At this point, the signing process is complete—the annuity application is submitted to Lincoln Financial and will be issued and mailed to you. At any time, you may use the same link from **Step 1** to view your application.

- To print a copy of any document, select **View Application** next to the PDF icon.

Congratulations, you have signed all the required document sets for this application.



Electronic Signatures

<div style="border: 1px solid #ccc; padding: 5px; margin-bottom: 5px;"> <p style="margin: 0;">Federal Regulations and Definitions</p> <p style="margin: 0; font-size: 0.8em;">ELECTRONIC SIGNATURES IN GLOBAL AND NATIONAL COMMERCE ACT (ESIGN)</p> <p style="margin: 0; font-size: 0.8em;">UNIFORM ELECTRONIC TRANSACTIONS ACT (UETA)</p> <p style="margin: 0; font-size: 0.8em;">Implementation of the Government Paperwork Elimination Act</p> <p style="margin: 0; font-size: 0.8em;">Digital Signature and Electronic Authentication Law (DSEAL)</p> </div>	<div style="border: 1px solid #ccc; padding: 5px; margin-bottom: 5px; background-color: #f0f0f0;"> <div style="display: flex; align-items: center; justify-content: space-between;"> <div style="text-align: center;"> <p style="font-size: 0.8em; margin: 0;">PDF <small>Adobe</small></p> </div> <div style="text-align: right;"> <p style="margin: 0; font-weight: bold;">View Application</p> </div> </div> </div> <div style="border: 1px solid #ccc; padding: 5px; margin-bottom: 5px; background-color: #f0f0f0;"> <div style="display: flex; align-items: center; justify-content: space-between;"> <div style="text-align: center;"> </div> <div style="text-align: right;"> <p style="margin: 0; font-weight: bold;">Sign Application</p> </div> </div> </div> <div style="border: 1px solid #ccc; padding: 5px; background-color: #f0f0f0;"> <div style="display: flex; align-items: center; justify-content: space-between;"> <div style="text-align: center;"> </div> <div style="text-align: right;"> <p style="margin: 0; font-weight: bold;">Contact Agent</p> </div> </div> </div>
---	---

Not a deposit
Not FDIC-insured
Not insured by any federal government agency
Not guaranteed by any bank or savings association
May go down in value

©2019 Lincoln National Corporation

LincolnRIA.com

Lincoln Financial Group is the marketing name for Lincoln National Corporation and its affiliates.

Affiliates are separately responsible for their own financial and contractual obligations.

LCN-2645453-071619

POD 7/19 **Z02**

Order code: VA-APPAD-FLI001

