



The Littelfuse LS6, LS6R and LS7R dc series are energy-efficient, compact disconnect switches that quickly break or resume the flow of current safely to prevent shock hazards when trying to isolate circuits or repair systems.


This cross-reference tool includes the most popular dc disconnect switches. It is designed for quick identification and product selection.

Switches

Littelfuse Part Number	Rated Insulation Voltage Ui (V Dc)	Amperage	Number of Poles	Configuration Type	Grounded or Ungrounded	ABB Part Number	Socomec Part Number
LS602501VS00L	500 V dc	250 A	1P	1V	Grounded	N/A	N/A
LS602502LS00L	500 V dc	250 A	2P	2L	Ungrounded	N/A	N/A
LS604001VS00L	500 V dc	400 A	1P	1V	Grounded	N/A	N/A
LS604002LS00L	500 V dc	400 A	2P	2L	Ungrounded	N/A	N/A
LS602501MS00L	1000 V dc	250 A	1P	1M	Grounded	OTDC250UFS02 OTDC250UFS11	27PV2024 + 27091020*
LS602502ES00L	1000 V dc	250 A	2P	2E	Ungrounded	OTDC250UF02 OTDC250UF11	27PV2024
LS604001MS00L	1000 V dc	400 A	1P	1M	Grounded	OTDC320UFS02 OTDC400UFS02 OTDC320UFS11 OTDC400UFS11	27PV2032 + 27091041* 27PV2039 + 27091041*
LS604002ES00L	1000 V dc	400 A	2P	2E	Ungrounded	OTDC320UF02 OTDC400UF02 OTDC320UF11 OTDC400UF11	27PV2032 27PV2039
LS6R02504DS00L	1500 V dc	250 A	1P	4D	Grounded	OTDC250UFSV02 OTDC250UFSV11	N/A
LS6R0250CBS00L	1500 V dc	250 A	2P	CB	Ungrounded	OTDC250UFV02 OTDC250UFV11	N/A
LS6R04004DD00L	1500 V dc	400 A	1P	4D	Grounded	OTDC320UFSV02 OTDC400UFSV02 OTDC320UFSV11 OTDC400UFSV11	27PV3026 + 27091041* 27PV3032 + 27091041* 27PV3039 + 27091041* (x2)
LS6R0400CBD00L	1500 V dc	400 A	2P	CB	Ungrounded	OTDC320UFV02 OTDC400UFV02 OTDC320UFV11 OTDC400UFV11	27PV3026 27PV3032 27PV3039
LS7R02502PS00L	1500 V dc	250 A	2	2P	Ungrounded	OTDC250UFV02 OTDC250UFV11	87P02026 87P11026
LS7R03202PS00L	1500 V dc	320 A	2	2P	Ungrounded	OTDC320UFV02 OTDC320UFV11	27PV3026 + 27090027
LS7R04002PS00L	1500 V dc	400 A	2	2P	Ungrounded	OTDC400UFV02 OTDC400UFV11	27PV3032 + 27090027 27PV3039 + 27090045 87P02041 87P11041
LS7R05002PS00L**	1500 V dc	500 A	2	2P	Ungrounded	OTDC600UFV02 OTDC600UFV11	87P02051 87P11051

*Socomec jumper - Littelfuse products are engineered to eliminate the need for jumpers to reduce dissipation as well as the extra assembly and maintenance they require

**LS7 only up to 500 Amps

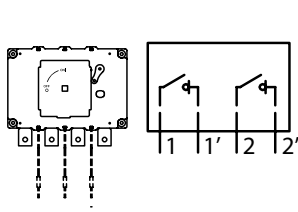


Accessories

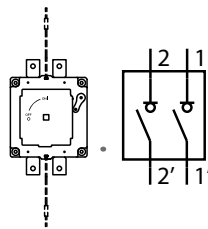
Littelfuse Part Number	Amperage	Description	ABB Part Number	Socomec Part Number
LDSSA11	250	External panel handle with shaft	OHB95J12 (external panel handle) + OXP12X185 (shaft)	142D 2111 (external panel handle) + 1400 1032 (shaft)
LDSSI11	250	Direct handle	N/A***	N/A
LDLSLA21	400	External panel handle with shaft	OHB95J12 (external panel handle) + OXP12X185 (shaft)	142D 2111 (external panel handle) + 1400 1032 (shaft)
LDLSLI21	400	Direct handle	N/A***	N/A
LD5LAU01	N/A	Auxiliary contact 1NO + 1NC	OA1G10 + OA3G01	2799 0021
LDMAU11	N/A	Auxiliary contact 1NO + 1NC	OA1G10 + OA3G01	8499 0001

***ABB references switches with direct handle or external handle pre-mounted

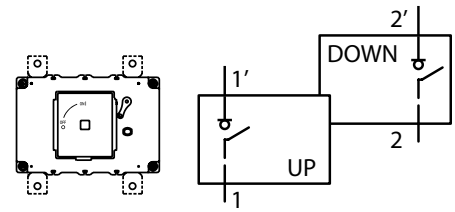
Ungrounded System Configurations



Type 2E

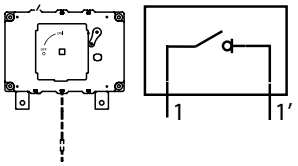


Type 2L

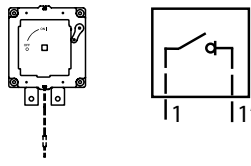


Type CB

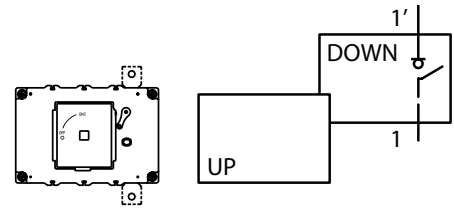
Grounded System Configurations



Type 1M



Type 1V



Type 4D

Please check all applicable specifications prior to making a product substitution or selection. For special applications or more complete information, visit Littelfuse.com/DcDisconnectSwitch or contact us at 1-800-Tech-Fuse or techline@littelfuse.com

Disclaimer Notice – Information furnished is believed to be accurate and reliable. However, users should independently evaluate the suitability of and test each product selected for their own applications. Littelfuse products are not designed for, and may not be used in, all applications. Read complete Disclaimer Notice at www.littelfuse.com/product-disclaimer.